

QUANT ANALYZER REPORT

Strike_US100_100K_M5

Source: MT5Report

Symbol NDX_DK Period M5 : 06.01.2022 - 29.12.2023
Initial deposit 100000.0
Parameters -

TOTAL PROFIT

\$ 43312.76

PROFIT IN PIPS 11170 PIPS
YRLY AVG PROFIT \$ 21656.38
YRLY AVG % RET 21.66 %
CAGR 19.71 %

OF TRADES

360

SHARPE RATIO

0.05

PROFIT FACTOR

1.09

RETURN / DD RATIO

1.41

WINNING %

45.56 %

DRAWDOWN

\$ 30776

% DRAWDOWN

26.56 %

DAILY AVG PROFIT

\$ 98.44

MTHLY AVG PROFIT

\$ 1804.7

AVERAGE TRADE

\$ 120.31

ANNUAL% / MAX DD%

0.74

R EXPECTANCY

0.05 R

R EXP SCORE

8.73 R

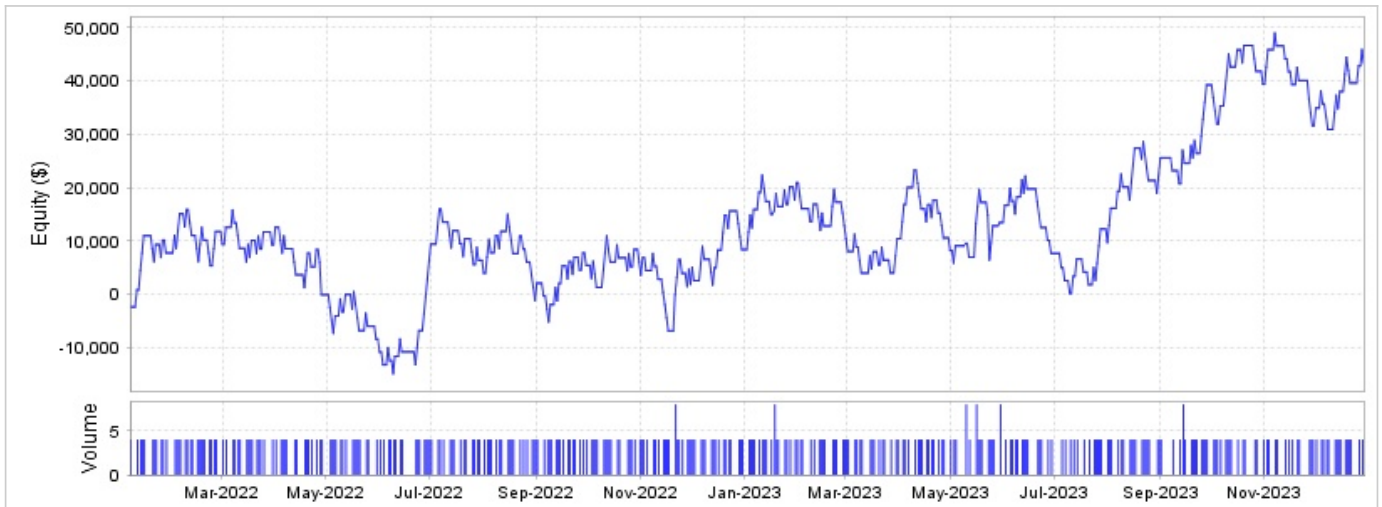
SQN

0.8

SQN SCORE

0.62

generated by Quant Analyzer



MONTHLY PERFORMANCE (\$)

Year	Jan	Feb	Mar	Apr	May	Jun	Jul	Aug	Sep	Oct	Nov	Dec	YTD
2023	12502.24	-8033.08	-2456	171.44	2887.32	-5780	4546.24	9969.72	17068.56	145.72	-7785.92	11691.96	34928.2
2022	7736	4024	-2476	-9368	-8328	14588	168	-7514.88	6577.72	564	-4130.28	6544	8384.56

STATS

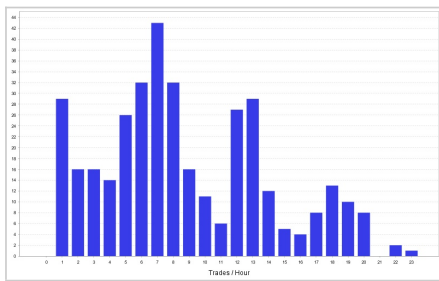
Strategy

Wins/Losses Ratio	0.84	Payout Ratio (Avg Win/Loss)	1.3	Average # of Bars in Trade	0
AHPR	0.13	Z-Score	0.95	Z-Probability	17.11 %
Expectancy	120.31	Deviation	\$ 2867.41	Exposure	-999999999 %
Stagnation in Days	188	Stagnation in %	26 %		

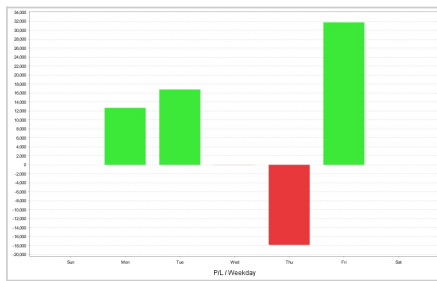
Trades

		# of Wins	164	# of Losses	196	# of Cancelled/Expired	0
Gross Profit	\$ 529349.04	Gross Loss	\$ -486036.28	Average Win	\$ 3227.74	Average Loss	\$ -2479.78
Largest Win	\$ 3670.32	Largest Loss	\$ -8396	Max Consec Wins	9	Max Consec Losses	9
Avg Consec Wins	1.74	Avg Consec Loss	2.06	Avg # of Bars in Wins	0	Avg # of Bars in Losses	0

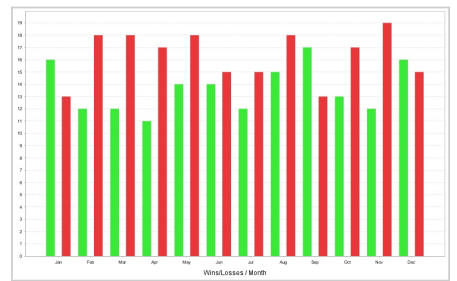
CHARTS



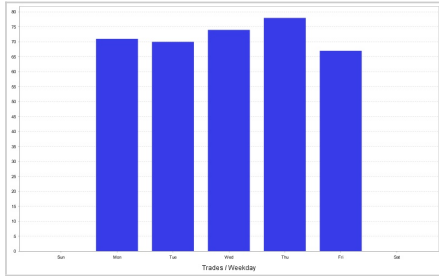
Trades by hour



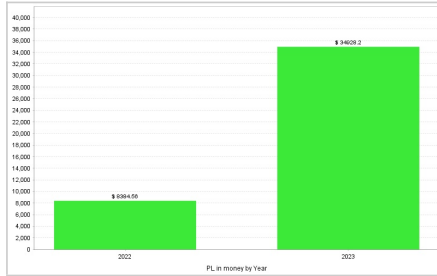
P/L by weekday



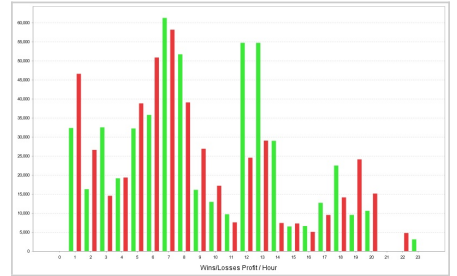
Wins/Losses by month



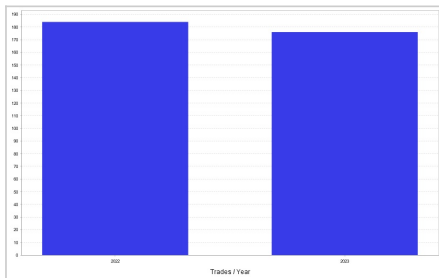
Trades by weekday



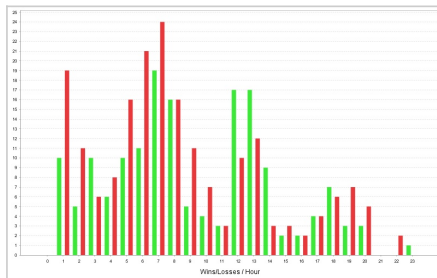
P/L by year



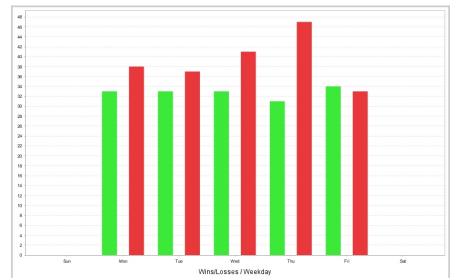
Wins/Losses Profit by hour



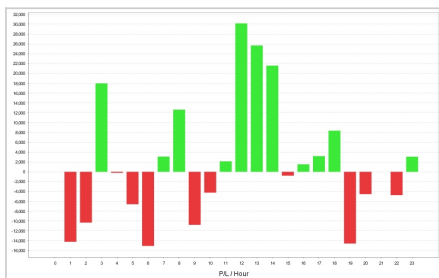
Trades by year



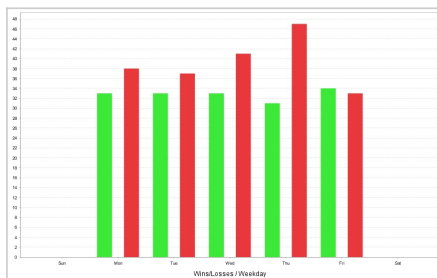
Wins/Losses by hour



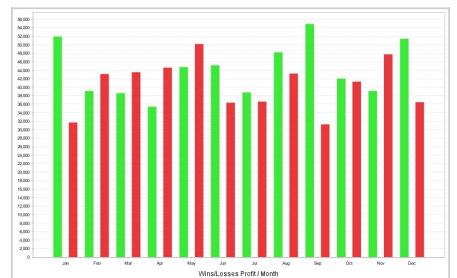
Wins/Losses by weekday



P/L by hour



Wins/Losses by weekday



Wins/Losses Profit by month

TRADES

Ticket	Type	Open time	Open price	Size	Close time	Close price	Profit/Loss	Comment
2	Sell	06.01.2022 07:19:32	15734.3	4	06.01.2022 14:34:35	15794.3	\$ -2400	sl 15794.3
4	Sell	10.01.2022 04:16:32	15645	4	10.01.2022 08:34:29	15564.6	\$ 3216	tp 15565.0
6	Buy	12.01.2022 08:26:00	15830.6	4	12.01.2022 13:30:08	15922.2	\$ 3664	tp 15910.6
8	Buy	13.01.2022 01:55:00	15865	4	13.01.2022 13:30:17	15945.7	\$ 3228	tp 15945.0
10	Sell	14.01.2022 06:01:32	15533.7	4	14.01.2022 12:08:07	15452.7	\$ 3240	tp 15453.7
12	Sell	19.01.2022 08:38:51	15157.1	4	19.01.2022 09:03:22	15217.3	\$ -2408	sl 15217.1
14	Sell	20.01.2022 03:46:13	15120.7	4	20.01.2022 11:16:28	15181.5	\$ -2432	sl 15180.7
16	Sell	21.01.2022 07:26:16	14773.9	4	21.01.2022 12:12:55	14693.7	\$ 3208	tp 14693.9
18	Sell	24.01.2022 20:32:32	14350.7	4	24.01.2022 20:38:50	14410.7	\$ -2400	sl 14410.7
20	Sell	25.01.2022 05:41:48	14349	4	25.01.2022 07:06:52	14268.4	\$ 3224	tp 14269.0
22	Sell	27.01.2022 08:17:11	14097.8	4	27.01.2022 09:01:45	14157.9	\$ -2404	sl 14157.8
24	Buy	01.02.2022 09:33:38	14891.8	4	01.02.2022 13:14:13	14973.1	\$ 3252	tp 14971.8
26	Buy	02.02.2022 13:53:57	15196.3	4	02.02.2022 14:31:06	15136.3	\$ -2400	sl 15136.3
28	Sell	03.02.2022 07:39:44	14835.3	4	03.02.2022 13:47:56	14754.3	\$ 3240	tp 14755.3
30	Sell	04.02.2022 05:04:03	14798.2	4	04.02.2022 08:50:52	14717.2	\$ 3240	tp 14718.2
32	Sell	07.02.2022 04:18:54	14699.2	4	07.02.2022 07:14:10	14759.9	\$ -2428	sl 14759.2
34	Sell	08.02.2022 14:39:13	14593.1	4	08.02.2022 15:00:17	14512.4	\$ 3228	tp 14513.1
36	Buy	10.02.2022 01:31:07	15005.1	4	10.02.2022 13:30:35	14944	\$ -2444	sl 14945.1
38	Sell	11.02.2022 08:06:41	14647.6	4	11.02.2022 12:31:46	14707.7	\$ -2404	sl 14707.6
40	Sell	14.02.2022 12:41:36	14195.1	4	14.02.2022 12:45:58	14255.2	\$ -2404	sl 14255.1
42	Sell	15.02.2022 08:08:11	14338.5	4	15.02.2022 08:23:21	14400.8	\$ -2492	sl 14398.5
44	Sell	16.02.2022 19:00:54	14512.7	4	16.02.2022 19:02:21	14432.4	\$ 3212	tp 14432.7

46	Sell	17.02.2022 12:44:22	14555.7	4	17.02.2022 13:44:35	14475.7	\$ 3200	tp 14475.7
48	Sell	18.02.2022 01:35:52	14248.7	4	18.02.2022 03:49:05	14308.7	\$ -2400	sl 14308.7
50	Sell	21.02.2022 01:24:28	14052.9	4	21.02.2022 06:36:54	14112.9	\$ -2400	sl 14112.9
52	Sell	22.02.2022 10:19:53	13817.8	4	22.02.2022 10:36:47	13877.8	\$ -2400	sl 13877.8
54	Sell	24.02.2022 09:07:54	13255.4	4	24.02.2022 09:43:39	13174.8	\$ 3224	tp 13175.4
56	Buy	25.02.2022 08:11:12	13786.8	4	25.02.2022 09:56:06	13866.8	\$ 3200	tp 13866.8
58	Buy	01.03.2022 08:53:04	14185.6	4	01.03.2022 09:42:56	14125.6	\$ -2400	sl 14125.6
60	Buy	03.03.2022 08:41:54	14185.1	4	03.03.2022 13:26:55	14265.1	\$ 3200	tp 14265.1
62	Sell	07.03.2022 05:14:27	13630.4	4	07.03.2022 07:59:08	13549.6	\$ 3232	tp 13550.4
64	Sell	08.03.2022 08:21:22	13310.4	4	08.03.2022 08:36:41	13370.5	\$ -2404	sl 13370.4
66	Sell	10.03.2022 19:04:16	13574.6	4	10.03.2022 19:50:12	13634.6	\$ -2400	sl 13634.6
68	Sell	11.03.2022 05:39:04	13539.3	4	11.03.2022 06:18:46	13599.4	\$ -2404	sl 13599.3
70	Sell	15.03.2022 11:06:54	13105.1	4	15.03.2022 12:30:36	13167.7	\$ -2504	sl 13165.1
72	Buy	16.03.2022 13:05:44	13632.4	4	16.03.2022 13:43:02	13713.6	\$ 3248	tp 13712.4
74	Buy	17.03.2022 09:11:40	13912	4	17.03.2022 10:02:52	13851.3	\$ -2428	sl 13852.0
76	Buy	18.03.2022 01:02:41	13985.3	4	18.03.2022 13:32:44	14065.3	\$ 3200	tp 14065.3
78	Buy	21.03.2022 01:36:44	14375.9	4	21.03.2022 05:34:55	14314.8	\$ -2444	sl 14315.9
80	Buy	22.03.2022 12:19:27	14371.8	4	22.03.2022 13:36:20	14452.4	\$ 3224	tp 14451.8
82	Buy	23.03.2022 08:18:37	14634.9	4	23.03.2022 10:30:05	14574.9	\$ -2400	sl 14574.9
84	Buy	25.03.2022 08:09:46	14734.9	4	25.03.2022 11:26:31	14815	\$ 3204	tp 14814.9
86	Buy	30.03.2022 07:01:03	15187.1	4	30.03.2022 12:24:10	15127.1	\$ -2400	sl 15127.1
88	Sell	01.04.2022 03:03:26	14931.3	4	01.04.2022 13:51:03	14850	\$ 3252	tp 14851.3
90	Sell	04.04.2022 03:27:18	14842.2	4	04.04.2022 09:08:12	14902.6	\$ -2416	sl 14902.2
92	Buy	05.04.2022 09:39:00	15138.2	4	05.04.2022 13:37:00	15078.2	\$ -2400	sl 15078.2
94	Sell	06.04.2022 06:34:59	14826.2	4	06.04.2022 07:45:07	14746	\$ 3208	tp 14746.2
96	Sell	07.04.2022 06:10:32	14486.3	4	07.04.2022 07:13:25	14546.7	\$ -2416	sl 14546.3
98	Sell	12.04.2022 05:39:49	13953.7	4	12.04.2022 08:47:10	14015.1	\$ -2456	sl 14013.7
100	Sell	13.04.2022 02:06:38	14017	4	13.04.2022 05:36:01	14077.1	\$ -2404	sl 14077.0
102	Sell	18.04.2022 05:51:08	13779.2	4	18.04.2022 08:22:11	13839.2	\$ -2400	sl 13839.2
104	Sell	19.04.2022 12:10:17	13942.3	4	19.04.2022 13:06:51	13862.1	\$ 3208	tp 13862.3
106	Buy	20.04.2022 01:27:32	14044.5	4	20.04.2022 07:13:10	14125.6	\$ 3244	tp 14124.5
108	Sell	22.04.2022 05:04:10	13712.5	4	22.04.2022 12:27:37	13776.4	\$ -2556	sl 13772.5
110	Sell	25.04.2022 14:32:15	13438.2	4	25.04.2022 14:52:03	13357.7	\$ 3220	tp 13358.2
112	Sell	27.04.2022 01:39:47	13059.6	4	27.04.2022 07:56:03	13120.2	\$ -2424	sl 13119.6
114	Buy	28.04.2022 20:01:32	13331.1	4	28.04.2022 22:00:07	13180.4	\$ -6028	sl 13271.1
116	Buy	03.05.2022 06:06:48	13096.7	4	03.05.2022 10:26:11	13036.6	\$ -2404	sl 13036.7
118	Buy	04.05.2022 02:42:25	13110.3	4	04.05.2022 13:54:09	13050.3	\$ -2400	sl 13050.3
120	Buy	05.05.2022 06:29:43	13497.7	4	05.05.2022 07:16:47	13436.5	\$ -2448	sl 13437.7
122	Sell	06.05.2022 03:52:00	12862.3	4	06.05.2022 07:33:17	12780.9	\$ 3256	tp 12782.3
124	Sell	09.05.2022 03:06:05	12595.3	4	09.05.2022 08:06:19	12515.3	\$ 3200	tp 12515.3
126	Sell	10.05.2022 02:10:11	12263.1	4	10.05.2022 05:08:44	12323.1	\$ -2400	sl 12323.1
128	Sell	12.05.2022 14:23:25	12003.6	4	12.05.2022 14:34:02	11923.1	\$ 3220	tp 11923.6
130	Buy	16.05.2022 01:49:51	12387.4	4	16.05.2022 02:09:19	12319	\$ -2736	sl 12327.4
132	Buy	17.05.2022 14:41:20	12357.6	4	17.05.2022 15:29:19	12439.1	\$ 3260	tp 12437.6
134	Buy	18.05.2022 01:06:56	12532.7	4	18.05.2022 03:38:11	12471.8	\$ -2436	sl 12472.7
136	Sell	19.05.2022 02:43:19	11884.7	4	19.05.2022 03:25:54	11946.1	\$ -2456	sl 11944.7
138	Sell	20.05.2022 19:35:50	11728.4	4	20.05.2022 19:42:29	11788.4	\$ -2400	sl 11788.4
140	Sell	24.05.2022 11:08:19	11852.2	4	24.05.2022 13:37:06	11771.4	\$ 3232	tp 11772.2
142	Sell	25.05.2022 13:36:01	11799.6	4	25.05.2022 14:19:32	11859.8	\$ -2408	sl 11859.6
144	Buy	30.05.2022 10:25:31	12823.7	4	30.05.2022 13:20:54	12763.5	\$ -2408	sl 12763.7
146	Buy	01.06.2022 02:54:15	12680.1	4	01.06.2022 05:49:37	12619.5	\$ -2424	sl 12620.1
148	Buy	03.06.2022 07:02:52	12869.5	4	03.06.2022 08:02:00	12809.3	\$ -2408	sl 12809.5
150	Buy	06.06.2022 13:48:49	12678.1	4	06.06.2022 14:00:15	12758.3	\$ 3208	tp 12758.1
152	Sell	07.06.2022 13:41:07	12520.1	4	07.06.2022 14:28:14	12580.8	\$ -2428	sl 12580.1
154	Sell	09.06.2022 07:07:00	12608.3	4	09.06.2022 08:53:32	12669.4	\$ -2444	sl 12668.3
156	Sell	10.06.2022 03:10:43	12316.5	4	10.06.2022 12:30:06	12235.1	\$ 3256	tp 12236.5
158	Sell	13.06.2022 16:38:41	11515	4	13.06.2022 16:56:19	11434.1	\$ 3236	tp 11435.0
160	Sell	14.06.2022 04:01:17	11407.1	4	14.06.2022 05:42:51	11467.1	\$ -2400	sl 11467.1
162	Sell	22.06.2022 13:22:39	11417.8	4	22.06.2022 13:32:08	11478.3	\$ -2420	sl 11477.8
164	Buy	23.06.2022 13:37:25	11544.6	4	23.06.2022 14:00:41	11624.6	\$ 3200	tp 11624.6

166	Buy	24.06.2022 07:02:48	11775.1	4	24.06.2022 13:32:27	11855.1	\$ 3200	tp 11855.1
168	Buy	27.06.2022 05:18:46	12131.6	4	27.06.2022 07:37:51	12211.8	\$ 3208	tp 12211.6
170	Buy	28.06.2022 12:22:37	12033.6	4	28.06.2022 13:32:56	12114.1	\$ 3220	tp 12113.6
172	Sell	29.06.2022 11:57:51	11650.7	4	29.06.2022 13:33:16	11570.7	\$ 3200	tp 11570.7
174	Sell	30.06.2022 12:30:40	11529.3	4	30.06.2022 13:37:30	11444.7	\$ 3384	tp 11449.3
176	Sell	01.07.2022 13:53:01	11548.1	4	01.07.2022 14:13:04	11468	\$ 3204	tp 11468.1
178	Sell	05.07.2022 14:41:49	11570.7	4	05.07.2022 14:51:21	11490.2	\$ 3220	tp 11490.7
180	Buy	06.07.2022 06:00:16	11731.3	4	06.07.2022 07:22:15	11814.8	\$ 3340	tp 11811.3
182	Buy	08.07.2022 02:58:36	12049.9	4	08.07.2022 12:32:12	11989.7	\$ -2408	sl 11989.9
184	Sell	12.07.2022 10:11:02	11820.9	4	12.07.2022 11:40:04	11881	\$ -2404	sl 11880.9
186	Sell	13.07.2022 06:47:49	11802.7	4	13.07.2022 12:29:52	11863.5	\$ -2432	sl 11862.7
188	Sell	14.07.2022 02:32:16	11705.4	4	14.07.2022 08:30:20	11625.3	\$ 3204	tp 11625.4
190	Buy	18.07.2022 12:19:17	12097.4	4	18.07.2022 17:37:13	12037.3	\$ -2404	sl 12037.4
192	Buy	20.07.2022 05:20:36	12286.6	4	20.07.2022 10:40:51	12226.6	\$ -2400	sl 12226.6
194	Buy	21.07.2022 01:28:31	12374.5	4	21.07.2022 05:52:00	12457.1	\$ 3304	tp 12454.5
196	Buy	25.07.2022 12:38:56	12420.1	4	25.07.2022 13:35:48	12359.9	\$ -2408	sl 12360.1
198	Sell	26.07.2022 22:00:45	12175.1	4	26.07.2022 22:06:25	12235.6	\$ -2420	sl 12235.1
200	Buy	28.07.2022 07:59:00	12509.7	4	28.07.2022 12:48:07	12590	\$ 3212	tp 12589.7
202	Buy	29.07.2022 08:50:00	12839.3	4	29.07.2022 13:07:01	12778.3	\$ -2440	sl 12779.3
204	Buy	01.08.2022 12:48:54	12900.5	4	01.08.2022 13:32:15	12840.3	\$ -2408	sl 12840.5
206	Buy	02.08.2022 17:36:16	12909.1	4	03.08.2022 12:20:01	12989.3	\$ 3057.12	tp 12989.1
208	Buy	04.08.2022 03:45:42	13212.1	4	04.08.2022 10:04:19	13293.5	\$ 3256	tp 13292.1
210	Buy	05.08.2022 07:01:04	13320.9	4	05.08.2022 12:30:06	13258.8	\$ -2484	sl 13260.9
212	Buy	08.08.2022 13:08:05	13231.5	4	08.08.2022 13:39:48	13311.8	\$ 3212	tp 13311.5
214	Sell	10.08.2022 07:52:21	13013.8	4	10.08.2022 08:42:27	13073.8	\$ -2400	sl 13073.8
216	Buy	11.08.2022 08:51:58	13373.2	4	11.08.2022 12:24:03	13453.2	\$ 3200	tp 13453.2
218	Buy	15.08.2022 07:10:34	13507.6	4	15.08.2022 13:54:36	13587.8	\$ 3208	tp 13587.6
220	Buy	16.08.2022 01:22:25	13631.3	4	16.08.2022 13:51:16	13570.6	\$ -2428	sl 13571.3
222	Sell	17.08.2022 18:03:01	13515.4	4	17.08.2022 18:15:30	13575.7	\$ -2412	sl 13575.4
224	Sell	18.08.2022 09:06:38	13467.6	4	18.08.2022 12:04:50	13530.3	\$ -2508	sl 13527.6
226	Sell	22.08.2022 02:54:47	13197.9	4	22.08.2022 07:28:37	13116.7	\$ 3248	tp 13117.9
228	Sell	24.08.2022 04:52:24	12852.1	4	24.08.2022 11:49:27	12912.8	\$ -2428	sl 12912.1
230	Buy	26.08.2022 05:05:06	13123.9	4	26.08.2022 09:50:29	13063.3	\$ -2424	sl 13063.9
232	Sell	29.08.2022 02:44:46	12473	4	29.08.2022 13:33:03	12533	\$ -2400	sl 12533.0
234	Sell	30.08.2022 04:19:21	12529.3	4	30.08.2022 07:35:03	12589.3	\$ -2400	sl 12589.3
236	Sell	31.08.2022 01:33:32	12412.3	4	31.08.2022 13:10:15	12472.4	\$ -2404	sl 12472.3
238	Sell	01.09.2022 11:14:23	12180.7	4	01.09.2022 14:15:06	12100	\$ 3228	tp 12100.7
240	Sell	05.09.2022 13:12:52	12107.6	4	05.09.2022 22:38:59	12167.7	\$ -2404	sl 12167.6
242	Sell	07.09.2022 05:01:26	11981.8	4	07.09.2022 07:57:07	12042.6	\$ -2432	sl 12041.8
244	Buy	08.09.2022 07:23:30	12254.5	4	08.09.2022 12:41:35	12194.4	\$ -2404	sl 12194.5
246	Buy	09.09.2022 06:33:09	12360.8	4	09.09.2022 07:21:16	12441.2	\$ 3216	tp 12440.8
248	Buy	12.09.2022 12:27:00	12622.9	4	12.09.2022 13:52:51	12702.9	\$ 3200	tp 12702.9
250	Buy	13.09.2022 12:30:41	12632.2	4	13.09.2022 12:30:51	12570.1	\$ -2484	sl 12572.2
252	Sell	14.09.2022 07:06:58	12100.3	4	14.09.2022 11:54:00	12018.3	\$ 3280	tp 12020.3
254	Sell	16.09.2022 10:58:52	11838.6	4	16.09.2022 13:25:10	11757.1	\$ 3260	tp 11758.6
256	Sell	19.09.2022 13:45:42	11839.9	4	19.09.2022 14:45:28	11900.3	\$ -2416	sl 11899.9
258	Sell	20.09.2022 15:56:57	11946.7	4	20.09.2022 17:05:07	11865.2	\$ 3260	tp 11866.7
260	Sell	22.09.2022 07:45:08	11595.3	4	22.09.2022 07:52:38	11655.3	\$ -2400	sl 11655.3
262	Sell	23.09.2022 13:09:28	11410.7	4	23.09.2022 13:44:00	11330.4	\$ 3212	tp 11330.7
264	Sell	26.09.2022 07:18:09	11286.1	4	26.09.2022 07:28:11	11346.2	\$ -2404	sl 11346.1
266	Sell	28.09.2022 10:20:10	11219.1	4	28.09.2022 11:14:07	11139.1	\$ 3200	tp 11139.1
268	Sell	29.09.2022 20:01:50	11197.8	4	30.09.2022 07:10:06	11258.1	\$ -2334.28	sl 11257.8
270	Sell	03.10.2022 01:51:37	10960.4	4	03.10.2022 12:01:51	11021.5	\$ -2444	sl 11020.4
272	Buy	04.10.2022 17:13:09	11499.1	4	04.10.2022 18:51:25	11579.1	\$ 3200	tp 11579.1
274	Buy	05.10.2022 07:08:49	11498.2	4	05.10.2022 13:08:11	11438.1	\$ -2404	sl 11438.2
276	Buy	06.10.2022 06:16:55	11610.7	4	06.10.2022 07:45:27	11549.1	\$ -2464	sl 11550.7
278	Sell	10.10.2022 12:57:08	11052.6	4	10.10.2022 13:39:23	10972.5	\$ 3204	tp 10972.6
280	Sell	11.10.2022 12:07:06	10895.5	4	11.10.2022 13:40:15	10815.1	\$ 3216	tp 10815.5
282	Sell	12.10.2022 04:04:22	10866.8	4	12.10.2022 13:31:18	10786.3	\$ 3220	tp 10786.8
284	Sell	13.10.2022 09:12:25	10817.6	4	13.10.2022 11:37:40	10880	\$ -2496	sl 10877.6

286	Buy	14.10.2022 07:24:59	11042.4	4	14.10.2022 08:25:45	10982.1	\$ -2412	sl 10982.4
288	Buy	18.10.2022 09:00:26	11201.2	4	18.10.2022 11:34:18	11281.4	\$ 3208	tp 11281.2
290	Buy	19.10.2022 05:24:58	11254	4	19.10.2022 06:42:10	11193.8	\$ -2408	sl 11194.0
292	Buy	24.10.2022 03:11:48	11328.8	4	24.10.2022 07:25:00	11268	\$ -2432	sl 11268.8
294	Buy	25.10.2022 01:15:22	11392.6	4	25.10.2022 13:15:04	11472.8	\$ 3208	tp 11472.6
296	Buy	26.10.2022 17:00:14	11501.8	4	26.10.2022 17:27:33	11441.2	\$ -2424	sl 11441.8
298	Sell	28.10.2022 12:30:33	11155.6	4	28.10.2022 12:47:43	11075.3	\$ 3212	tp 11075.6
300	Buy	31.10.2022 01:33:27	11479.1	4	31.10.2022 13:33:00	11418.6	\$ -2420	sl 11419.1
302	Buy	01.11.2022 13:45:04	11522.8	4	01.11.2022 13:51:32	11462.8	\$ -2400	sl 11462.8
304	Sell	02.11.2022 18:00:05	11271.1	4	02.11.2022 18:00:15	11189.1	\$ 3280	tp 11191.1
306	Sell	04.11.2022 04:13:16	10720.9	4	04.11.2022 06:33:49	10781.3	\$ -2416	sl 10780.9
308	Buy	08.11.2022 14:41:40	10980.3	4	08.11.2022 15:19:01	11060.3	\$ 3200	tp 11060.3
310	Buy	09.11.2022 09:49:20	11017.5	4	09.11.2022 14:30:30	10957.5	\$ -2400	sl 10957.5
312	Buy	11.11.2022 14:14:56	11619.2	4	11.11.2022 14:32:36	11558.6	\$ -2424	sl 11559.2
314	Buy	14.11.2022 05:48:17	11732.7	4	14.11.2022 14:46:19	11672.6	\$ -2404	sl 11672.7
316	Buy	15.11.2022 18:19:10	11889.9	4	15.11.2022 18:23:31	11829.7	\$ -2408	sl 11829.9
318	Buy	16.11.2022 11:05:55	11855.1	4	16.11.2022 13:58:06	11793.2	\$ -2476	sl 11795.1
320	Sell	17.11.2022 16:57:27	11664.7	4	17.11.2022 18:19:09	11725.1	\$ -2416	sl 11724.7
322	Sell	18.11.2022 20:50:12	11705.9	4	21.11.2022 07:46:10	11625.6	\$ 3600.6	tp 11625.9
324	Sell	21.11.2022 13:22:17	11616.3	4	21.11.2022 16:57:07	11535.7	\$ 3224	tp 11536.3
326	Sell	22.11.2022 09:38:19	11582.7	4	22.11.2022 14:41:24	11502.6	\$ 3204	tp 11502.7
328	Buy	23.11.2022 16:55:04	11757.9	4	23.11.2022 19:03:01	11841.3	\$ 3336	tp 11837.9
330	Buy	24.11.2022 06:20:36	11856.2	4	25.11.2022 13:43:12	11795.9	\$ -2562.88	sl 11796.2
332	Sell	28.11.2022 07:02:57	11671.8	4	28.11.2022 14:34:09	11733.3	\$ -2460	sl 11731.8
334	Sell	29.11.2022 03:16:34	11624.9	4	29.11.2022 14:56:36	11544.8	\$ 3204	tp 11544.9
336	Sell	30.11.2022 08:14:34	11541.9	4	30.11.2022 18:30:20	11612.2	\$ -2812	sl 11601.9
338	Buy	01.12.2022 07:06:15	12025.2	4	01.12.2022 13:34:34	12105.2	\$ 3200	tp 12105.2
340	Buy	02.12.2022 01:46:05	11979.9	4	02.12.2022 13:30:06	11916.9	\$ -2520	sl 11919.9
342	Sell	06.12.2022 08:15:14	11807.3	4	06.12.2022 14:43:04	11726.6	\$ 3228	tp 11727.3
344	Sell	07.12.2022 14:34:23	11535.3	4	07.12.2022 14:50:34	11455.1	\$ 3208	tp 11455.3
346	Sell	08.12.2022 06:35:02	11491.2	4	08.12.2022 13:23:06	11551.2	\$ -2400	sl 11551.2
348	Sell	12.12.2022 09:58:00	11587.1	4	12.12.2022 20:00:31	11647.1	\$ -2400	sl 11647.1
350	Buy	13.12.2022 17:10:56	11822.3	4	13.12.2022 17:19:24	11761.8	\$ -2420	sl 11762.3
352	Buy	14.12.2022 07:49:07	11840.4	4	14.12.2022 16:03:30	11920.6	\$ 3208	tp 11920.4
354	Sell	16.12.2022 02:33:59	11374.7	4	16.12.2022 08:12:41	11290.8	\$ 3356	tp 11294.7
356	Sell	19.12.2022 08:10:34	11278	4	19.12.2022 14:34:01	11197.9	\$ 3204	tp 11198.0
358	Sell	20.12.2022 01:33:35	11120.9	4	20.12.2022 03:09:45	11038.9	\$ 3280	tp 11040.9
360	Buy	22.12.2022 06:57:34	11258.7	4	22.12.2022 11:22:28	11198.7	\$ -2400	sl 11198.7
362	Sell	23.12.2022 10:35:39	10989.4	4	23.12.2022 13:32:45	10908.6	\$ 3232	tp 10909.4
364	Sell	28.12.2022 06:59:54	10840.9	4	28.12.2022 14:35:52	10900.9	\$ -2400	sl 10900.9
366	Sell	29.12.2022 06:19:23	10718.7	4	29.12.2022 13:32:56	10778.8	\$ -2404	sl 10778.7
368	Buy	30.12.2022 01:13:37	10922.2	4	30.12.2022 08:58:59	10861.5	\$ -2428	sl 10862.2
370	Buy	03.01.2023 01:21:28	10880.9	4	03.01.2023 05:38:50	10962.4	\$ 3260	tp 10960.9
372	Buy	04.01.2023 19:03:13	10861.8	4	04.01.2023 19:17:33	10942.3	\$ 3220	tp 10941.8
374	Buy	05.01.2023 13:15:07	10875.5	4	05.01.2023 14:23:19	10814.8	\$ -2428	sl 10815.5
376	Sell	06.01.2023 03:11:22	10799.8	4	06.01.2023 09:21:24	10713.3	\$ 3460	tp 10719.8
378	Buy	09.01.2023 07:37:56	11061.7	4	09.01.2023 14:30:08	11141.7	\$ 3200	tp 11141.7
380	Buy	11.01.2023 07:00:19	11187.9	4	11.01.2023 14:30:28	11268.4	\$ 3220	tp 11267.9
382	Buy	12.01.2023 07:02:04	11390.5	4	12.01.2023 13:29:58	11327.6	\$ -2516	sl 11330.5
384	Buy	13.01.2023 01:32:39	11427.5	4	13.01.2023 12:25:05	11367.5	\$ -2400	sl 11367.5
386	Buy	16.01.2023 05:48:17	11543.5	4	16.01.2023 08:41:05	11483.5	\$ -2400	sl 11483.5
388	Buy	17.01.2023 23:41:28	11517.7	4	18.01.2023 02:43:31	11598.3	\$ 3073.12	tp 11597.7
390	Buy	18.01.2023 15:50:23	11539.3	4	18.01.2023 16:25:26	11478.8	\$ -2420	sl 11479.3
392	Sell	19.01.2023 08:14:13	11410.6	4	19.01.2023 11:18:13	11330.6	\$ 3200	tp 11330.6
394	Sell	20.01.2023 07:21:53	11354.3	4	20.01.2023 15:05:35	11414.4	\$ -2404	sl 11414.3
396	Buy	23.01.2023 19:45:15	11830.1	4	24.01.2023 21:01:40	11910.6	\$ 3069.12	tp 11910.1
398	Sell	25.01.2023 16:53:53	11720.1	4	25.01.2023 19:12:29	11785.8	\$ -2628	sl 11780.1
400	Buy	27.01.2023 03:55:01	11973.8	4	27.01.2023 14:45:31	12053.9	\$ 3204	tp 12053.8
402	Buy	30.01.2023 02:57:15	12118.7	4	30.01.2023 08:05:18	12057.6	\$ -2444	sl 12058.7
404	Sell	31.01.2023 07:59:32	11926.7	4	31.01.2023 10:27:19	11845.8	\$ 3236	tp 11846.7

406	Buy	02.02.2023 19:47:00	12701.7	4	02.02.2023 20:03:32	12640.8	\$ -2436	sl 12641.7
408	Buy	03.02.2023 02:14:06	12589.4	4	03.02.2023 08:21:27	12528.9	\$ -2420	sl 12529.4
410	Buy	08.02.2023 07:10:15	12716	4	08.02.2023 14:18:03	12656	\$ -2400	sl 12656.0
412	Sell	10.02.2023 08:15:12	12387.8	4	10.02.2023 09:49:51	12307.1	\$ 3228	tp 12307.8
414	Sell	13.02.2023 07:16:42	12279	4	13.02.2023 09:22:14	12339.2	\$ -2408	sl 12339.0
416	Buy	14.02.2023 13:30:01	12487.2	4	14.02.2023 13:30:13	12425.8	\$ -2456	sl 12427.2
418	Buy	15.02.2023 01:56:41	12533.3	4	15.02.2023 16:44:01	12613.3	\$ 3200	tp 12613.3
420	Buy	16.02.2023 06:16:18	12721.1	4	16.02.2023 12:09:25	12661.1	\$ -2400	sl 12661.1
422	Sell	17.02.2023 20:04:14	12369.2	4	21.02.2023 07:17:13	12289.1	\$ 3670.32	tp 12289.2
424	Sell	22.02.2023 12:23:57	12100.7	4	22.02.2023 15:16:07	12020.6	\$ 3204	tp 12020.7
426	Sell	23.02.2023 19:13:11	12116.4	4	23.02.2023 19:32:21	12176.4	\$ -2400	sl 12176.4
428	Sell	24.02.2023 20:01:18	11993.2	4	27.02.2023 09:43:13	12053.3	\$ -2015.4	sl 12053.2
430	Sell	28.02.2023 10:36:31	12068	4	28.02.2023 17:55:11	12128	\$ -2400	sl 12128.0
432	Sell	01.03.2023 03:23:35	12036.8	4	01.03.2023 09:02:37	12097.3	\$ -2420	sl 12096.8
434	Sell	02.03.2023 15:02:01	11899.7	4	02.03.2023 18:37:01	11960	\$ -2412	sl 11959.7
436	Buy	06.03.2023 08:19:19	12293.6	4	06.03.2023 14:34:04	12374	\$ 3216	tp 12373.6
438	Buy	07.03.2023 06:13:31	12331.3	4	07.03.2023 15:00:28	12271.2	\$ -2404	sl 12271.3
440	Buy	09.03.2023 18:23:44	12178.5	4	09.03.2023 18:48:15	12117.1	\$ -2456	sl 12118.5
442	Sell	10.03.2023 07:22:21	11968.4	4	10.03.2023 11:39:55	12028.7	\$ -2412	sl 12028.4
444	Sell	15.03.2023 13:34:39	12122.3	4	15.03.2023 14:34:58	12042.3	\$ 3200	tp 12042.3
446	Buy	16.03.2023 06:49:13	12273.3	4	16.03.2023 13:15:30	12213.3	\$ -2400	sl 12213.3
448	Buy	17.03.2023 12:23:14	12544.9	4	17.03.2023 13:40:14	12625	\$ 3204	tp 12624.9
450	Buy	20.03.2023 01:51:52	12539.6	4	20.03.2023 06:26:36	12478.7	\$ -2436	sl 12479.6
452	Buy	22.03.2023 07:08:36	12726.3	4	22.03.2023 15:38:48	12807.6	\$ 3252	tp 12806.3
454	Buy	23.03.2023 18:09:45	12750	4	23.03.2023 18:29:38	12690	\$ -2400	sl 12690.0
456	Buy	27.03.2023 07:10:00	12793.2	4	27.03.2023 07:33:42	12733.1	\$ -2404	sl 12733.2
458	Buy	30.03.2023 17:42:24	12894.9	4	30.03.2023 23:55:44	12975.3	\$ 3216	tp 12974.9
460	Buy	31.03.2023 05:27:17	12991.3	4	31.03.2023 15:22:02	13071.3	\$ 3200	tp 13071.3
462	Buy	03.04.2023 12:12:26	13074.2	4	03.04.2023 19:55:44	13154.3	\$ 3204	tp 13154.2
464	Buy	04.04.2023 02:13:43	13109.3	4	04.04.2023 09:40:26	13190	\$ 3228	tp 13189.3
466	Sell	06.04.2023 06:18:08	12927.2	4	06.04.2023 13:36:26	12847.2	\$ 3200	tp 12847.2
468	Sell	10.04.2023 08:10:02	13027.1	4	10.04.2023 12:24:25	12946.5	\$ 3224	tp 12947.1
470	Sell	12.04.2023 08:16:11	12980.1	4	12.04.2023 12:30:09	13041.1	\$ -2440	sl 13040.1
472	Sell	13.04.2023 06:31:13	12878.5	4	13.04.2023 13:31:20	12938.8	\$ -2412	sl 12938.5
474	Buy	14.04.2023 07:06:37	13078.1	4	14.04.2023 10:57:04	13018.1	\$ -2400	sl 13018.1
476	Buy	17.04.2023 09:17:00	13072.2	4	17.04.2023 14:42:34	13012.2	\$ -2400	sl 13012.2
478	Buy	18.04.2023 04:52:28	13063.1	4	18.04.2023 08:41:21	13143.1	\$ 3200	tp 13143.1
480	Buy	20.04.2023 18:26:18	13025.6	4	20.04.2023 19:13:00	12965.5	\$ -2404	sl 12965.6
482	Sell	21.04.2023 13:25:02	12982.8	4	21.04.2023 14:02:00	12902.2	\$ 3224	tp 12902.8
484	Sell	24.04.2023 09:20:00	12971	4	24.04.2023 13:38:04	13031.1	\$ -2404	sl 13031.0
486	Sell	25.04.2023 22:03:37	12872.9	4	26.04.2023 16:09:27	12932.9	\$ -2322.28	sl 12932.9
488	Sell	26.04.2023 20:10:34	12875.7	4	27.04.2023 07:16:25	12935.8	\$ -2326.28	sl 12935.7
490	Buy	01.05.2023 08:07:46	13244.8	4	01.05.2023 15:25:41	13184.8	\$ -2400	sl 13184.8
492	Sell	02.05.2023 17:52:37	13145.6	4	03.05.2023 18:23:21	13205.6	\$ -2322.28	sl 13205.6
494	Sell	04.05.2023 02:04:21	13065.1	4	04.05.2023 13:32:38	12984.8	\$ 3212	tp 12985.1
496	Buy	08.05.2023 12:46:44	13227.4	4	10.05.2023 07:58:02	13166.2	\$ -2749.76	sl 13167.4
498	Buy	10.05.2023 17:24:45	13237.7	4	10.05.2023 18:42:30	13317.8	\$ 3204	tp 13317.7
500	Buy	11.05.2023 11:13:43	13363.2	4	12.05.2023 16:22:47	13303.1	\$ -2554.88	sl 13303.2
502	Buy	15.05.2023 13:31:06	13345.6	4	16.05.2023 07:38:43	13426.2	\$ 3073.12	tp 13425.6
504	Buy	16.05.2023 12:30:15	13387.6	4	16.05.2023 14:56:29	13467.6	\$ 3200	tp 13467.6
506	Buy	17.05.2023 05:30:42	13447.7	4	17.05.2023 16:44:36	13527.7	\$ 3200	tp 13527.7
508	Buy	18.05.2023 12:39:01	13594.2	4	18.05.2023 14:06:50	13674.2	\$ 3200	tp 13674.2
510	Buy	19.05.2023 06:02:46	13854.6	4	19.05.2023 15:32:25	13794.6	\$ -2400	sl 13794.6
512	Buy	23.05.2023 04:51:07	13872.9	4	23.05.2023 11:49:28	13812.5	\$ -2416	sl 13812.9
514	Sell	24.05.2023 19:20:13	13623.7	4	24.05.2023 22:00:08	13833.6	\$ -8396	sl 13683.7
516	Buy	25.05.2023 13:36:23	13836.1	4	25.05.2023 15:07:19	13916.3	\$ 3208	tp 13916.1
518	Buy	26.05.2023 01:24:05	13907	4	26.05.2023 11:05:03	13987.1	\$ 3204	tp 13987.0
520	Buy	29.05.2023 04:27:51	14347.7	4	30.05.2023 08:17:32	14427.9	\$ 3057.12	tp 14427.7
522	Buy	30.05.2023 13:53:54	14410.4	4	30.05.2023 17:28:33	14349.6	\$ -2432	sl 14350.4
524	Buy	02.06.2023 12:30:03	14479.3	4	02.06.2023 13:32:10	14559.4	\$ 3204	tp 14559.3

526	Buy	05.06.2023 04:14:37	14494.5	4	05.06.2023 13:34:59	14574.8	\$ 3212	tp 14574.5
528	Buy	06.06.2023 06:02:10	14546.4	4	06.06.2023 13:34:52	14486.1	\$ -2412	sl 14486.4
530	Sell	08.06.2023 08:20:42	14295.3	4	08.06.2023 13:41:04	14355.5	\$ -2408	sl 14355.3
532	Buy	09.06.2023 07:15:57	14460.7	4	09.06.2023 13:19:19	14540.8	\$ 3204	tp 14540.7
534	Buy	12.06.2023 04:18:56	14568	4	12.06.2023 15:36:37	14648	\$ 3200	tp 14648.0
536	Buy	13.06.2023 09:41:58	14848.2	4	13.06.2023 12:30:03	14785.2	\$ -2520	sl 14788.2
538	Buy	14.06.2023 05:34:12	14886.8	4	14.06.2023 14:20:37	14967.7	\$ 3236	tp 14966.8
540	Buy	15.06.2023 01:23:26	14989.4	4	15.06.2023 08:44:38	14928.8	\$ -2424	sl 14929.4
542	Buy	21.06.2023 06:02:39	15058.8	4	21.06.2023 13:19:01	14998.3	\$ -2420	sl 14998.8
544	Sell	22.06.2023 13:43:06	14863.1	4	22.06.2023 14:11:26	14923.2	\$ -2404	sl 14923.1
546	Buy	23.06.2023 01:31:01	15021.2	4	23.06.2023 04:26:56	14960.9	\$ -2412	sl 14961.2
548	Sell	27.06.2023 05:34:23	14730.6	4	27.06.2023 13:35:48	14791.2	\$ -2424	sl 14790.6
550	Buy	29.06.2023 02:10:00	14991.6	4	29.06.2023 13:31:42	14931.3	\$ -2412	sl 14931.6
552	Buy	03.07.2023 10:05:25	15195.2	4	05.07.2023 06:58:52	15135	\$ -2709.76	sl 15135.2
554	Sell	07.07.2023 12:30:01	15094.4	4	07.07.2023 12:33:58	15154.7	\$ -2412	sl 15154.4
556	Sell	10.07.2023 08:24:18	14991.6	4	10.07.2023 12:07:36	15051.6	\$ -2400	sl 15051.6
558	Buy	12.07.2023 15:41:32	15232.7	4	12.07.2023 17:35:02	15312.7	\$ 3200	tp 15312.7
560	Buy	14.07.2023 06:58:50	15564.2	4	14.07.2023 13:38:21	15644.7	\$ 3220	tp 15644.2
562	Buy	18.07.2023 01:45:19	15668.9	4	18.07.2023 13:51:32	15608.8	\$ -2404	sl 15608.9
564	Sell	21.07.2023 06:54:26	15500.2	4	21.07.2023 12:13:43	15560.2	\$ -2400	sl 15560.2
566	Sell	24.07.2023 07:16:08	15455.4	4	24.07.2023 13:54:20	15374.5	\$ 3236	tp 15375.4
568	Sell	25.07.2023 06:13:22	15457.8	4	25.07.2023 13:35:43	15518.1	\$ -2412	sl 15517.8
570	Sell	26.07.2023 18:39:01	15526.4	4	26.07.2023 19:08:12	15445.7	\$ 3228	tp 15446.4
572	Buy	27.07.2023 14:30:00	15665.6	4	27.07.2023 16:29:57	15745.6	\$ 3200	tp 15745.6
574	Sell	28.07.2023 03:28:13	15534.7	4	28.07.2023 04:14:19	15454.7	\$ 3200	tp 15454.7
576	Buy	31.07.2023 01:07:02	15741.1	4	01.08.2023 11:40:29	15681.1	\$ -2550.88	sl 15681.1
578	Sell	02.08.2023 10:48:21	15587.4	4	02.08.2023 13:36:53	15506.6	\$ 3232	tp 15507.4
580	Sell	03.08.2023 13:50:17	15356.5	4	03.08.2023 14:28:50	15276.2	\$ 3212	tp 15276.5
582	Sell	07.08.2023 13:31:08	15388	4	07.08.2023 13:44:37	15307.8	\$ 3208	tp 15308.0
584	Sell	09.08.2023 18:32:53	15226.9	4	09.08.2023 19:45:09	15146.8	\$ 3204	tp 15146.9
586	Sell	10.08.2023 06:06:05	15175.3	4	10.08.2023 12:30:00	15235.8	\$ -2420	sl 15235.3
588	Sell	14.08.2023 07:22:54	15035.3	4	14.08.2023 07:56:02	15096	\$ -2428	sl 15095.3
590	Sell	15.08.2023 13:18:04	15167.1	4	15.08.2023 14:05:20	15085.2	\$ 3276	tp 15087.1
592	Sell	16.08.2023 07:40:19	15078.2	4	16.08.2023 13:31:34	14997.5	\$ 3228	tp 14998.2
594	Sell	17.08.2023 07:03:20	14898.7	4	17.08.2023 14:33:37	14818.1	\$ 3224	tp 14818.7
596	Sell	18.08.2023 18:40:44	14719.1	4	21.08.2023 08:46:53	14779.2	\$ -2015.4	sl 14779.1
598	Buy	22.08.2023 05:08:38	14905.3	4	22.08.2023 07:37:55	14985.3	\$ 3200	tp 14985.3
600	Buy	23.08.2023 10:40:18	14979.4	4	23.08.2023 11:06:01	14919.3	\$ -2404	sl 14919.4
602	Buy	24.08.2023 09:35:17	15297.6	4	24.08.2023 13:31:56	15236.4	\$ -2448	sl 15237.6
604	Sell	25.08.2023 12:31:15	14861.6	4	25.08.2023 14:02:22	14921.6	\$ -2400	sl 14921.6
606	Buy	30.08.2023 05:29:05	15395.5	4	30.08.2023 09:00:48	15335.5	\$ -2400	sl 15335.5
608	Buy	31.08.2023 05:21:04	15461	4	31.08.2023 14:14:44	15542.3	\$ 3252	tp 15541.0
610	Buy	01.09.2023 06:05:15	15506.6	4	01.09.2023 12:30:29	15591.1	\$ 3380	tp 15586.6
612	Sell	08.09.2023 05:23:06	15281.5	4	08.09.2023 13:37:59	15341.6	\$ -2404	sl 15341.5
614	Buy	12.09.2023 07:11:27	15433.6	4	12.09.2023 14:27:45	15373.1	\$ -2420	sl 15373.6
616	Buy	13.09.2023 18:54:39	15337	4	14.09.2023 03:53:42	15417	\$ 3049.12	tp 15417.0
618	Buy	14.09.2023 08:23:37	15380.7	4	14.09.2023 14:45:53	15460.7	\$ 3200	tp 15460.7
620	Buy	15.09.2023 07:30:21	15486.2	4	15.09.2023 12:40:04	15425.5	\$ -2428	sl 15426.2
622	Sell	18.09.2023 13:36:34	15236.5	4	19.09.2023 13:30:10	15155.3	\$ 3325.72	tp 15156.5
624	Sell	19.09.2023 17:45:44	15179.3	4	20.09.2023 12:49:18	15239.3	\$ -2322.28	sl 15239.3
626	Sell	21.09.2023 13:36:13	14842.3	4	21.09.2023 14:01:00	14761	\$ 3252	tp 14762.3
628	Sell	22.09.2023 03:39:11	14731.8	4	22.09.2023 12:15:41	14791.8	\$ -2400	sl 14791.8
630	Sell	25.09.2023 07:17:40	14767.8	4	25.09.2023 08:36:05	14687.8	\$ 3200	tp 14687.8
632	Sell	26.09.2023 08:18:01	14712.1	4	26.09.2023 13:50:03	14631.4	\$ 3228	tp 14632.1
634	Sell	27.09.2023 05:56:20	14597.7	4	27.09.2023 15:47:30	14517.6	\$ 3204	tp 14517.7
636	Sell	28.09.2023 12:30:53	14610.7	4	28.09.2023 12:50:43	14530.6	\$ 3204	tp 14530.7
638	Buy	02.10.2023 05:36:17	14809	4	02.10.2023 09:53:40	14748.6	\$ -2416	sl 14749.0
640	Buy	03.10.2023 05:04:27	14797.4	4	03.10.2023 11:50:12	14736.6	\$ -2432	sl 14737.4
642	Sell	04.10.2023 09:35:36	14553.2	4	04.10.2023 12:15:01	14614.9	\$ -2468	sl 14613.2
644	Sell	05.10.2023 18:04:04	14741.2	4	06.10.2023 12:30:11	14659	\$ 3365.72	tp 14661.2

646	Buy	09.10.2023 03:57:39	14847.3	4	09.10.2023 14:00:36	14927.4	\$ 3204	tp 14927.3
648	Buy	10.10.2023 06:10:17	15056.2	4	10.10.2023 14:19:46	15139.3	\$ 3324	tp 15136.2
650	Buy	11.10.2023 06:08:31	15143.7	4	11.10.2023 13:31:56	15224.1	\$ 3216	tp 15223.7
652	Buy	12.10.2023 12:30:03	15273.7	4	12.10.2023 17:13:24	15212.9	\$ -2432	sl 15213.7
654	Sell	16.10.2023 06:43:09	15060	4	16.10.2023 08:03:09	14979.5	\$ 3220	tp 14980.0
656	Sell	19.10.2023 10:04:01	14934.9	4	19.10.2023 13:09:11	14995.7	\$ -2432	sl 14994.9
658	Sell	20.10.2023 08:24:19	14759.7	4	20.10.2023 14:15:05	14679.1	\$ 3224	tp 14679.7
660	Sell	26.10.2023 12:30:46	14292.2	4	26.10.2023 13:31:22	14352.7	\$ -2420	sl 14352.2
662	Sell	27.10.2023 04:59:12	14235.9	4	27.10.2023 15:14:53	14296	\$ -2404	sl 14295.9
664	Sell	31.10.2023 08:29:25	14292.6	4	31.10.2023 10:19:42	14352.7	\$ -2404	sl 14352.6
666	Buy	02.11.2023 06:35:18	14711.1	4	02.11.2023 11:16:31	14791.1	\$ 3200	tp 14791.1
668	Buy	03.11.2023 07:01:23	14875.1	4	03.11.2023 12:30:56	14956.1	\$ 3240	tp 14955.1
670	Buy	06.11.2023 18:18:51	15085.2	4	07.11.2023 13:09:32	15167.1	\$ 3125.12	tp 15165.2
672	Buy	08.11.2023 03:54:52	15281.3	4	08.11.2023 17:08:02	15220.9	\$ -2416	sl 15221.3
674	Buy	13.11.2023 02:40:23	15462.3	4	13.11.2023 14:55:03	15402.1	\$ -2408	sl 15402.3
676	Buy	15.11.2023 13:43:56	15873.6	4	15.11.2023 18:00:11	15813.4	\$ -2408	sl 15813.6
678	Buy	17.11.2023 05:23:07	15828.1	4	17.11.2023 15:14:31	15767.3	\$ -2432	sl 15768.1
680	Buy	20.11.2023 12:57:32	15835.7	4	20.11.2023 14:35:56	15915.8	\$ 3204	tp 15915.7
682	Buy	21.11.2023 06:14:45	16040.7	4	21.11.2023 12:59:12	15980.1	\$ -2424	sl 15980.7
684	Buy	22.11.2023 19:38:05	15976.8	4	27.11.2023 02:04:12	15915.7	\$ -3500.16	sl 15916.8
686	Buy	27.11.2023 19:43:02	15980.1	4	28.11.2023 07:44:43	15920.1	\$ -2550.88	sl 15920.1
688	Buy	29.11.2023 15:23:53	16052.3	4	29.11.2023 20:16:49	15991.9	\$ -2416	sl 15992.3
690	Sell	30.11.2023 20:53:32	15930.8	4	01.12.2023 14:35:09	15850.5	\$ 3289.72	tp 15850.8
692	Sell	04.12.2023 08:33:30	15954.2	4	04.12.2023 13:59:08	15874.2	\$ 3200	tp 15874.2
694	Sell	05.12.2023 14:55:21	15828.3	4	05.12.2023 15:02:33	15888.3	\$ -2400	sl 15888.3
696	Sell	07.12.2023 08:01:24	15803.4	4	07.12.2023 13:39:26	15863.7	\$ -2412	sl 15863.4
698	Buy	08.12.2023 07:01:04	15990.8	4	08.12.2023 13:30:01	15930.6	\$ -2408	sl 15930.8
700	Buy	12.12.2023 14:31:53	16200.7	4	12.12.2023 16:04:47	16280.7	\$ 3200	tp 16280.7
702	Buy	13.12.2023 18:09:07	16360.8	4	13.12.2023 19:02:32	16441	\$ 3208	tp 16440.8
704	Buy	14.12.2023 07:34:09	16637.8	4	14.12.2023 15:17:37	16575.5	\$ -2492	sl 16577.8
706	Buy	15.12.2023 13:39:14	16568.6	4	15.12.2023 15:29:03	16648.6	\$ 3200	tp 16648.6
708	Buy	18.12.2023 07:02:28	16627.2	4	18.12.2023 17:02:56	16708.1	\$ 3236	tp 16707.2
710	Buy	19.12.2023 01:35:55	16705.9	4	19.12.2023 14:43:01	16785.9	\$ 3200	tp 16785.9
712	Buy	20.12.2023 08:04:15	16809.1	4	20.12.2023 19:40:02	16748.8	\$ -2412	sl 16749.1
714	Sell	21.12.2023 04:44:00	16632.1	4	21.12.2023 13:32:17	16692.6	\$ -2420	sl 16692.1
716	Buy	26.12.2023 09:07:01	16824.1	4	26.12.2023 20:25:57	16904.1	\$ 3200	tp 16904.1
718	Buy	27.12.2023 08:04:55	16871.5	4	28.12.2023 01:36:26	16951.6	\$ 3053.12	tp 16951.5
720	Buy	28.12.2023 14:03:18	16944.3	4	29.12.2023 13:16:27	16884.3	\$ -2550.88	sl 16884.3

Report generated by Quant Analyzer