

QUANT ANALYZER REPORT

CobraBreakout_XAUUSD_100K_M15

Source: MT5Report

Symbol XAUUSD_DK Period M1 : 06.01.2022 - 01.01.2024
Initial deposit 100000.0
Parameters -

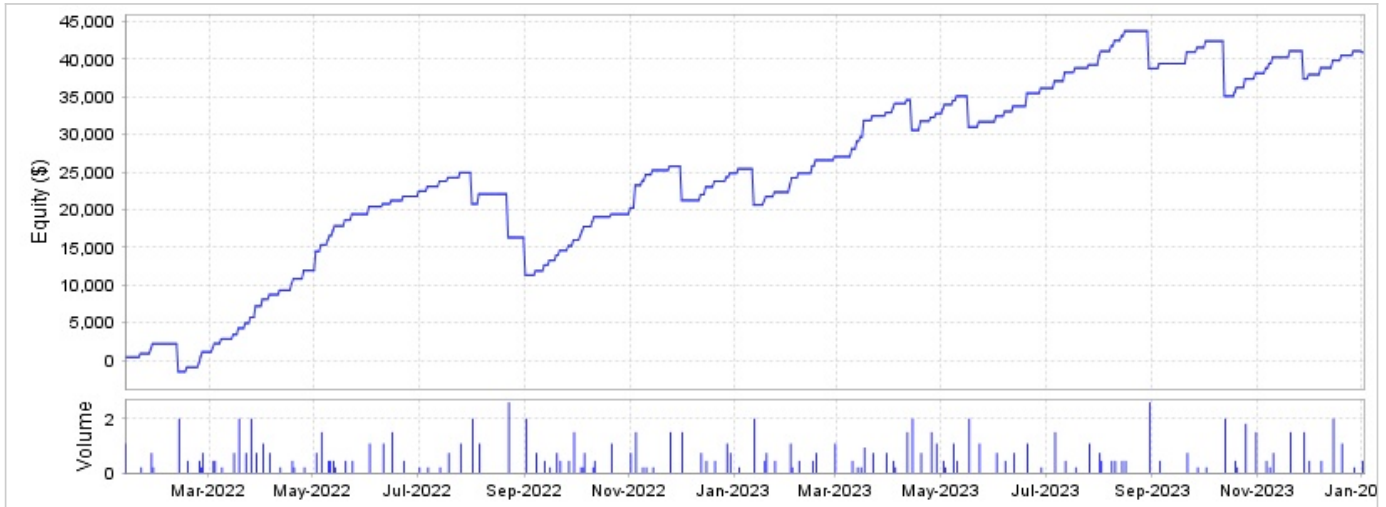
TOTAL PROFIT

\$ 40897.65

PROFIT IN PIPS 148945.2 PIPS
YRLY AVG PROFIT \$ 20453.04
YRLY AVG % RET 20.45 %
CAGR 12.11 %

# OF TRADES	SHARPE RATIO	PROFIT FACTOR	RETURN / DD RATIO	WINNING %
388	0.2	1.62	2.98	65.21 %
DRAWDOWN	% DRAWDOWN	DAILY AVG PROFIT	MTHLY AVG PROFIT	AVERAGE TRADE
\$ 13732.99	10.98 %	\$ 62.44	\$ 1704.07	\$ 105.41
ANNUAL% / MAX DD%	R EXPECTANCY	R EXP SCORE	SQN	SQN SCORE
1.1	0.22 R	42.1 R	3.8	4.5

generated by Quant Analyzer



MONTHLY PERFORMANCE (\$)

Year	Jan	Feb	Mar	Apr	May	Jun	Jul	Aug	Sep	Oct	Nov	Dec	YTD
2024	-167.28	0	0	0	0	0	0	0	0	0	0	0	-167.28
2023	-2530.86	4716.06	5879.11	-147.99	-1100.79	4468.79	3108.75	-490.77	2785.07	-3413.47	-749.31	3693.82	16218.41
2022	2187.24	-1075.6	6084.65	4721.71	7492.81	2365.59	3157.65	-8634.05	-327.04	3422.07	6360.18	-908.69	24846.52

STATS

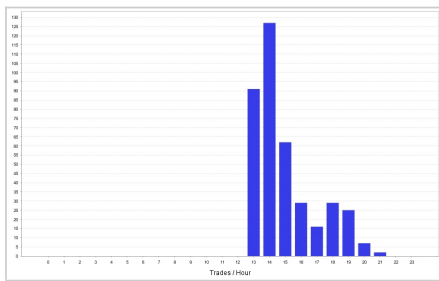
Strategy

Wins/Losses Ratio	1.87	Payout Ratio (Avg Win/Loss)	0.87	Average # of Bars in Trade	0
AHPR	0.09	Z-Score	-9.36	Z-Probability	0 %
Expectancy	105.41	Deviation	\$ 545.69	Exposure	-999999999 %
Stagnation in Days	141	Stagnation in %	19.42 %		

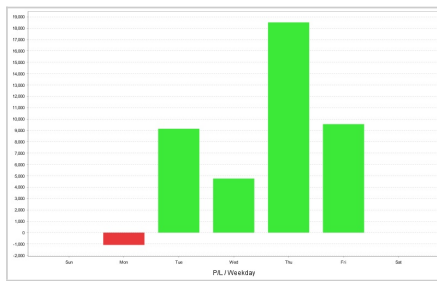
Trades

		# of Wins	253	# of Losses	135	# of Cancelled/Expired	0
Gross Profit	\$ 106476.17	Gross Loss	\$ -65578.52	Average Win	\$ 420.85	Average Loss	\$ -485.77
Largest Win	\$ 1899.54	Largest Loss	\$ -1506.73	Max Consec Wins	16	Max Consec Losses	14
Avg Consec Wins	5.38	Avg Consec Loss	2.87	Avg # of Bars in Wins	0	Avg # of Bars in Losses	0

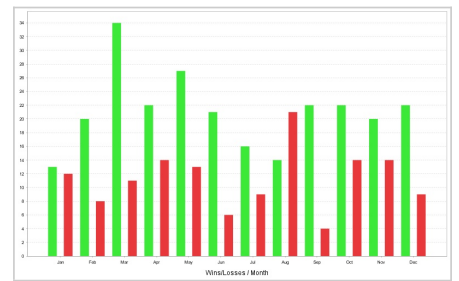
CHARTS



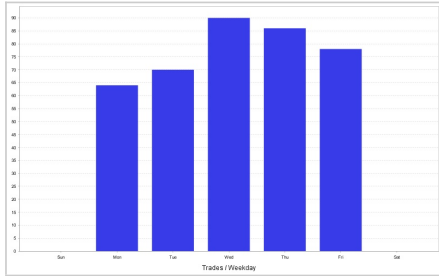
Trades by hour



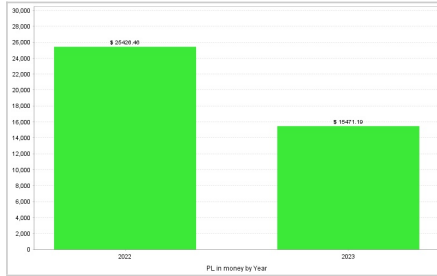
P/L by weekday



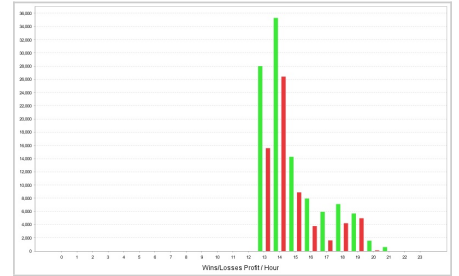
Wins/Losses by month



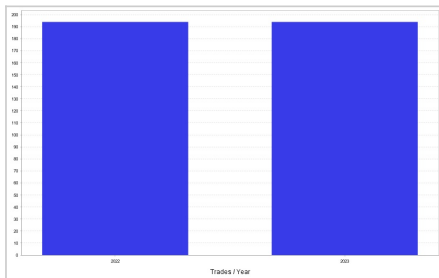
Trades by weekday



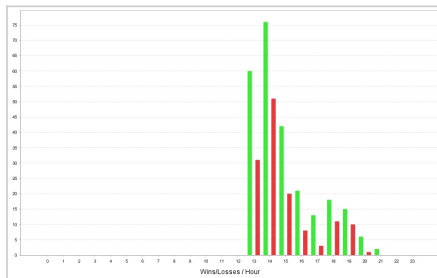
P/L by year



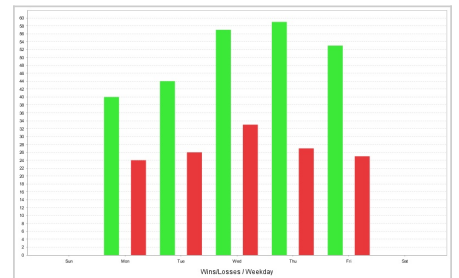
Wins/Losses Profit by hour



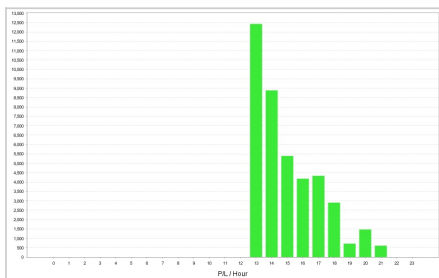
Trades by year



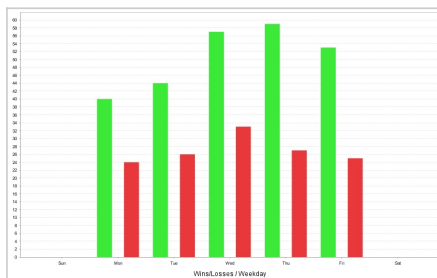
Wins/Losses by hour



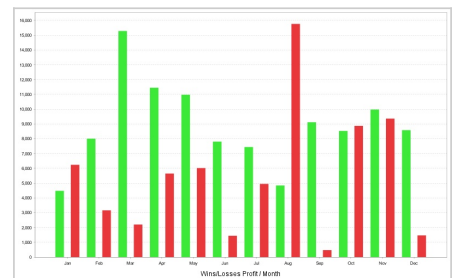
Wins/Losses by weekday



P/L by hour



Wins/Losses by weekday



Wins/Losses Profit by month

TRADES

Ticket	Type	Open time	Open price	Size	Close time	Close price	Profit/Loss	Comment
5	Buy	06.01.2022 14:30:00	1789.836	0.35	11.01.2022 16:26:24	1815.308	\$ 854.05	
4	Buy	05.01.2022 20:10:17	1812.132	0.29	11.01.2022 16:26:24	1815.308	\$ 30.01	
3	Buy	05.01.2022 19:04:58	1820.136	0.24	11.01.2022 16:26:24	1815.378	\$ -165.56	
2	Buy	05.01.2022 14:40:52	1828.162	0.2	11.01.2022 16:26:24	1815.378	\$ -298.51	
10	Buy	11.01.2022 16:26:24	1815.702	0.2	20.01.2022 14:31:06	1845.718	\$ 466.5	
14	Sell	25.01.2022 14:45:35	1848.648	0.29	26.01.2022 14:39:35	1833.282	\$ 452.13	
13	Sell	24.01.2022 18:09:20	1840.548	0.24	26.01.2022 14:39:35	1833.282	\$ 185.18	
12	Sell	24.01.2022 15:01:20	1832.508	0.2	26.01.2022 14:39:35	1833.282	\$ -6.48	
18	Sell	26.01.2022 14:44:02	1831.774	0.2	27.01.2022 14:30:00	1799.402	\$ 669.92	
25	Sell	10.02.2022 15:35:48	1838.758	0.5	11.02.2022 18:32:09	1842.772	\$ -189.46	
24	Sell	09.02.2022 14:46:37	1830.554	0.42	11.02.2022 18:32:09	1842.772	\$ -456.51	
23	Sell	07.02.2022 19:30:33	1822.518	0.35	11.02.2022 18:32:09	1842.772	\$ -645.94	
22	Sell	07.02.2022 14:30:00	1814.512	0.29	11.02.2022 18:32:09	1842.772	\$ -767.38	
21	Sell	01.02.2022 14:30:18	1805.253	0.24	11.02.2022 18:32:09	1842.972	\$ -814.18	
20	Sell	27.01.2022 15:34:58	1797.248	0.2	11.02.2022 18:32:09	1842.972	\$ -825.09	
33	Buy	15.02.2022 14:30:00	1854.062	0.24	16.02.2022 19:12:43	1871.966	\$ 421.14	
32	Buy	14.02.2022 14:32:37	1863.436	0.2	16.02.2022 19:12:43	1871.966	\$ 156.32	
37	Buy	18.02.2022 15:44:17	1891.092	0.24	23.02.2022 16:02:43	1908.388	\$ 389.42	
36	Buy	17.02.2022 16:46:21	1899.132	0.2	23.02.2022 16:02:43	1908.388	\$ 156.56	
40	Buy	23.02.2022 16:02:43	1908.674	0.2	24.02.2022 14:30:00	1955.638	\$ 881.3	
44	Sell	24.02.2022 21:13:25	1900.727	0.29	25.02.2022 15:03:58	1885.452	\$ 449.5	
43	Sell	24.02.2022 20:27:18	1892.698	0.24	25.02.2022 15:03:58	1885.452	\$ 179.3	

42	Sell	24.02.2022 19:34:48	1884.688	0.2	25.02.2022 15:03:58	1885.442	\$ -10.58
49	Buy	02.03.2022 16:10:17	1919.152	0.24	03.03.2022 20:03:59	1936.498	\$ 373.48
48	Buy	01.03.2022 15:45:00	1927.282	0.2	03.03.2022 20:03:59	1936.498	\$ 141.5
53	Buy	04.03.2022 15:02:53	1943.102	0.24	04.03.2022 16:08:32	1960.418	\$ 415.58
52	Buy	04.03.2022 14:30:42	1951.122	0.2	04.03.2022 16:08:32	1960.418	\$ 185.92
56	Buy	08.03.2022 14:38:46	2021.122	0.2	08.03.2022 15:06:50	2051.188	\$ 601.32
60	Sell	15.03.2022 16:49:09	1929.748	0.29	15.03.2022 20:27:01	1914.372	\$ 445.9
59	Sell	15.03.2022 15:54:28	1921.578	0.24	15.03.2022 20:27:01	1914.372	\$ 172.94
58	Sell	15.03.2022 14:13:14	1913.508	0.2	15.03.2022 20:27:01	1914.332	\$ -16.48
69	Sell	17.03.2022 14:48:30	1948.628	0.5	18.03.2022 13:30:04	1927.217	\$ 1091.63
68	Sell	17.03.2022 13:30:00	1940.488	0.42	18.03.2022 13:30:04	1927.217	\$ 575.08
67	Sell	16.03.2022 19:53:08	1928.128	0.35	18.03.2022 13:30:04	1927.222	\$ 85.8
66	Sell	16.03.2022 19:18:03	1919.998	0.29	18.03.2022 13:30:04	1927.222	\$ -164.68
65	Sell	16.03.2022 18:01:46	1911.958	0.24	18.03.2022 13:30:04	1927.232	\$ -329.48
64	Sell	16.03.2022 18:00:04	1903.888	0.2	18.03.2022 13:30:04	1927.232	\$ -435.97
78	Sell	21.03.2022 14:34:04	1937.408	0.29	22.03.2022 13:34:22	1921.183	\$ 477.05
77	Sell	21.03.2022 13:49:40	1929.388	0.24	22.03.2022 13:34:22	1921.183	\$ 202.32
76	Sell	18.03.2022 19:02:31	1921.098	0.2	22.03.2022 13:34:22	1921.183	\$ 7.3
87	Sell	24.03.2022 14:31:21	1963.598	0.5	25.03.2022 13:36:14	1944.192	\$ 981.54
86	Sell	24.03.2022 13:32:51	1955.418	0.42	25.03.2022 13:36:14	1944.192	\$ 480.93
85	Sell	23.03.2022 19:58:05	1947.383	0.35	25.03.2022 13:36:14	1944.192	\$ 158.9
84	Sell	23.03.2022 18:51:52	1939.368	0.29	25.03.2022 13:36:14	1944.192	\$ -100.78
83	Sell	23.03.2022 13:30:00	1931.271	0.24	25.03.2022 13:36:14	1944.192	\$ -277.72
82	Sell	22.03.2022 14:03:42	1919.078	0.2	25.03.2022 13:36:14	1944.192	\$ -470.8
96	Sell	25.03.2022 15:31:22	1960.148	0.29	28.03.2022 13:30:00	1932.93	\$ 795.84
95	Sell	25.03.2022 14:05:50	1952.008	0.24	28.03.2022 13:30:00	1932.93	\$ 463.27
94	Sell	25.03.2022 13:36:14	1943.928	0.2	28.03.2022 13:30:00	1932.94	\$ 224.26
103	Sell	31.03.2022 14:02:17	1942.438	0.35	01.04.2022 13:30:00	1924.637	\$ 630.91
102	Sell	30.03.2022 13:45:53	1934.408	0.29	01.04.2022 13:30:00	1924.637	\$ 322.48
101	Sell	30.03.2022 13:30:00	1926.248	0.24	01.04.2022 13:30:00	1924.637	\$ 71.04
100	Sell	28.03.2022 19:45:01	1917.018	0.2	01.04.2022 13:30:00	1924.637	\$ -116.4
110	Sell	05.04.2022 13:31:12	1939.498	0.29	05.04.2022 15:59:24	1922.782	\$ 484.76
109	Sell	04.04.2022 13:30:00	1931.408	0.24	05.04.2022 15:59:24	1922.782	\$ 212.42
108	Sell	01.04.2022 17:31:35	1918.518	0.2	05.04.2022 15:59:24	1922.762	\$ -75.88
114	Buy	07.04.2022 14:01:01	1934.272	0.2	11.04.2022 13:37:55	1964.295	\$ 586.18
117	Buy	12.04.2022 18:56:48	1965.632	0.24	18.04.2022 13:30:00	1992.948	\$ 574.24
116	Buy	12.04.2022 14:49:25	1973.642	0.2	18.04.2022 13:30:00	1992.948	\$ 318.32
120	Sell	18.04.2022 15:03:34	1982.862	0.2	19.04.2022 14:39:04	1952.632	\$ 611.34
122	Sell	19.04.2022 14:39:04	1952.418	0.2	25.04.2022 13:30:00	1899.214	\$ 1102.3
126	Sell	29.04.2022 13:30:00	1908.743	0.29	02.05.2022 13:30:00	1861.167	\$ 1386.22
125	Sell	27.04.2022 17:34:31	1889.645	0.24	02.05.2022 13:30:00	1861.167	\$ 721.25
124	Sell	27.04.2022 15:39:57	1881.488	0.2	02.05.2022 13:30:00	1861.167	\$ 437.9
134	Sell	05.05.2022 13:30:00	1903.358	0.42	05.05.2022 15:51:09	1876.877	\$ 1112.2
133	Sell	04.05.2022 18:53:09	1883.288	0.35	05.05.2022 15:51:09	1876.877	\$ 263.73
132	Sell	03.05.2022 14:37:48	1875.268	0.29	05.05.2022 15:51:09	1876.852	\$ -6.82
131	Sell	02.05.2022 15:38:05	1867.253	0.24	05.05.2022 15:51:09	1876.852	\$ -189.23
130	Sell	02.05.2022 13:33:28	1859.118	0.2	05.05.2022 15:51:09	1876.981	\$ -322.97
141	Sell	06.05.2022 13:54:39	1884.928	0.24	09.05.2022 13:31:00	1867.582	\$ 421.7
140	Sell	05.05.2022 15:51:09	1876.788	0.2	09.05.2022 13:31:00	1867.582	\$ 193.12
145	Sell	10.05.2022 13:30:00	1863.092	0.24	10.05.2022 15:33:12	1844.942	\$ 435.6
144	Sell	09.05.2022 19:00:00	1853.388	0.2	10.05.2022 15:33:12	1844.942	\$ 176.23
149	Sell	11.05.2022 13:42:04	1855.708	0.24	12.05.2022 14:01:04	1836.972	\$ 476.64
148	Sell	10.05.2022 15:33:12	1844.618	0.2	12.05.2022 14:01:04	1836.972	\$ 179.9
152	Sell	12.05.2022 14:01:04	1836.538	0.2	13.05.2022 13:30:00	1804.832	\$ 638.62
155	Buy	17.05.2022 18:34:32	1815.352	0.24	19.05.2022 13:30:00	1838.998	\$ 516.12
154	Buy	16.05.2022 19:00:14	1823.402	0.2	19.05.2022 13:30:00	1838.998	\$ 256.61
159	Buy	20.05.2022 14:04:45	1833.944	0.24	23.05.2022 13:30:00	1856.323	\$ 528.54
158	Buy	19.05.2022 14:03:13	1841.969	0.2	23.05.2022 13:30:00	1856.323	\$ 267.45
165	Buy	31.05.2022 19:57:35	1835.787	0.35	02.06.2022 13:30:00	1862.363	\$ 808.4
164	Buy	25.05.2022 15:50:22	1843.792	0.29	02.06.2022 13:30:00	1862.363	\$ 354.88

163	Buy	25.05.2022 13:30:00	1852.962	0.24	02.06.2022 13:30:00	1862.363	\$ 73.63
162	Buy	24.05.2022 14:00:03	1868.032	0.2	02.06.2022 13:30:00	1862.363	\$ -244.52
173	Buy	10.06.2022 13:30:00	1832.812	0.35	10.06.2022 14:49:54	1853.008	\$ 706.86
172	Buy	06.06.2022 14:14:47	1847.297	0.29	10.06.2022 14:49:54	1853.008	\$ 42.74
171	Buy	03.06.2022 15:04:49	1855.332	0.24	10.06.2022 14:49:54	1854.778	\$ -123.55
170	Buy	02.06.2022 13:30:00	1863.362	0.2	10.06.2022 14:49:54	1854.778	\$ -270.71
182	Buy	14.06.2022 15:39:59	1812.052	0.42	15.06.2022 18:38:08	1830.618	\$ 755.42
181	Buy	13.06.2022 19:16:21	1820.102	0.35	15.06.2022 18:38:08	1830.618	\$ 335.28
180	Buy	13.06.2022 14:03:54	1828.142	0.29	15.06.2022 18:38:08	1830.408	\$ 38.55
179	Buy	13.06.2022 13:30:00	1836.152	0.24	15.06.2022 18:38:08	1830.408	\$ -160.34
178	Buy	10.06.2022 14:49:54	1854.952	0.2	15.06.2022 18:38:08	1830.518	\$ -514.56
189	Buy	21.06.2022 19:28:21	1829.456	0.24	22.06.2022 13:55:18	1846.763	\$ 410.02
188	Buy	16.06.2022 15:15:00	1837.527	0.2	22.06.2022 13:55:18	1846.763	\$ 153.49
192	Sell	27.06.2022 14:33:42	1825.313	0.2	01.07.2022 13:30:00	1792.872	\$ 687.61
194	Sell	05.07.2022 13:30:30	1793.208	0.2	06.07.2022 13:30:00	1763.199	\$ 608.05
196	Sell	06.07.2022 14:39:37	1751.418	0.2	13.07.2022 13:30:00	1718.103	\$ 710.15
200	Buy	14.07.2022 13:46:02	1698.082	0.29	18.07.2022 13:34:08	1719.258	\$ 585.64
199	Buy	14.07.2022 13:30:00	1706.212	0.24	18.07.2022 13:34:08	1719.258	\$ 289.55
198	Buy	13.07.2022 14:45:00	1735.513	0.2	18.07.2022 13:34:08	1719.244	\$ -407.45
207	Sell	22.07.2022 13:46:03	1732.994	0.35	25.07.2022 14:36:31	1717.133	\$ 563.01
206	Sell	22.07.2022 13:33:36	1724.884	0.29	25.07.2022 14:36:31	1717.133	\$ 231.3
205	Sell	21.07.2022 15:05:32	1716.845	0.24	25.07.2022 14:36:31	1717.206	\$ 2.14
204	Sell	18.07.2022 18:04:58	1708.778	0.2	25.07.2022 14:36:31	1717.206	\$ -112.35
217	Sell	01.08.2022 13:30:00	1770.308	0.5	01.08.2022 13:30:00	1770.662	\$ -17.7
216	Sell	29.07.2022 14:45:05	1760.454	0.42	01.08.2022 13:30:00	1770.662	\$ -419.3
215	Sell	28.07.2022 13:30:00	1752.448	0.35	01.08.2022 13:30:00	1770.632	\$ -614.8
214	Sell	27.07.2022 18:42:02	1733.298	0.29	01.08.2022 13:30:00	1770.632	\$ -1032.16
213	Sell	27.07.2022 18:02:22	1725.283	0.24	01.08.2022 13:30:00	1770.632	\$ -1046.56
212	Sell	25.07.2022 14:36:32	1716.886	0.2	01.08.2022 13:30:00	1770.632	\$ -1031.07
227	Sell	04.08.2022 17:55:02	1792.758	0.35	05.08.2022 13:30:00	1770.662	\$ 787.13
226	Sell	04.08.2022 14:05:21	1784.488	0.29	05.08.2022 13:30:00	1770.662	\$ 412.36
225	Sell	04.08.2022 13:30:00	1776.458	0.24	05.08.2022 13:30:00	1770.662	\$ 148.54
224	Sell	02.08.2022 18:41:18	1766.318	0.2	05.08.2022 13:30:00	1770.662	\$ -35.17
238	Buy	22.08.2022 13:30:00	1735.572	0.6	22.08.2022 13:30:00	1735.348	\$ -13.44
237	Buy	19.08.2022 14:37:04	1746.621	0.5	22.08.2022 13:30:00	1735.348	\$ -581.49
236	Buy	19.08.2022 13:32:51	1754.626	0.42	22.08.2022 13:30:00	1735.348	\$ -824.67
235	Buy	17.08.2022 15:15:07	1762.652	0.35	22.08.2022 13:30:00	1735.298	\$ -1021.4
234	Buy	17.08.2022 13:33:46	1770.706	0.29	22.08.2022 13:30:00	1735.298	\$ -1079.87
233	Buy	15.08.2022 13:40:00	1778.722	0.24	22.08.2022 13:30:00	1735.308	\$ -1109.37
232	Buy	08.08.2022 14:33:40	1786.772	0.2	22.08.2022 13:30:00	1735.308	\$ -1155.08
251	Buy	01.09.2022 13:30:00	1698.296	0.5	01.09.2022 13:30:00	1697.738	\$ -27.9
250	Buy	31.08.2022 13:30:00	1712.132	0.42	01.09.2022 13:30:00	1697.738	\$ -679.48
249	Buy	30.08.2022 14:32:10	1723.772	0.35	01.09.2022 13:30:00	1697.718	\$ -986.82
248	Buy	30.08.2022 13:30:00	1731.789	0.29	01.09.2022 13:30:00	1697.718	\$ -1050.15
247	Buy	26.08.2022 14:54:37	1740.992	0.24	01.09.2022 13:30:00	1697.718	\$ -1107.08
246	Buy	23.08.2022 14:00:50	1749.257	0.2	01.09.2022 13:30:00	1697.718	\$ -1135.16
260	Buy	07.09.2022 13:30:00	1698.252	0.29	07.09.2022 16:42:15	1713.996	\$ 456.58
259	Buy	06.09.2022 14:00:00	1706.952	0.24	07.09.2022 16:42:15	1713.996	\$ 154.07
258	Buy	02.09.2022 14:39:18	1714.992	0.2	07.09.2022 16:42:15	1714.068	\$ -45.25
265	Buy	08.09.2022 14:24:51	1706.356	0.24	12.09.2022 13:30:00	1728.964	\$ 525.47
264	Buy	07.09.2022 16:42:15	1714.382	0.2	12.09.2022 13:30:00	1728.964	\$ 241.68
268	Sell	14.09.2022 18:46:13	1696.298	0.2	15.09.2022 14:57:05	1666.252	\$ 623.4
272	Sell	16.09.2022 14:32:00	1679.518	0.29	19.09.2022 13:30:00	1663.252	\$ 478.23
271	Sell	16.09.2022 14:11:37	1671.478	0.24	19.09.2022 13:30:00	1663.252	\$ 202.82
270	Sell	15.09.2022 16:07:26	1663.413	0.2	19.09.2022 13:30:00	1663.252	\$ 15.59
277	Sell	21.09.2022 13:30:00	1674.668	0.24	21.09.2022 18:05:15	1656.474	\$ 436.66
276	Sell	20.09.2022 13:30:00	1664.744	0.2	21.09.2022 18:05:15	1656.474	\$ 173.83
281	Sell	26.09.2022 14:23:46	1648.035	0.24	26.09.2022 16:27:35	1630.715	\$ 415.68
280	Sell	23.09.2022 18:58:08	1640.018	0.2	26.09.2022 16:27:35	1630.715	\$ 190.56
288	Sell	28.09.2022 17:20:00	1662.548	0.42	29.09.2022 14:20:00	1645.425	\$ 766.38

287	Sell	28.09.2022 15:04:00	1654.531	0.35	29.09.2022 14:20:00	1645.425	\$ 358.05
286	Sell	28.09.2022 13:32:21	1646.526	0.29	29.09.2022 14:20:00	1645.453	\$ 63.72
285	Sell	27.09.2022 13:39:36	1638.435	0.24	29.09.2022 14:20:00	1645.453	\$ -131.33
284	Sell	26.09.2022 16:27:35	1630.368	0.2	29.09.2022 14:20:00	1645.468	\$ -266.59
294	Buy	29.09.2022 15:46:49	1660.372	0.2	03.10.2022 14:31:54	1690.478	\$ 590.52
296	Buy	03.10.2022 14:31:54	1690.742	0.2	04.10.2022 14:49:14	1720.768	\$ 593.38
300	Buy	05.10.2022 14:01:58	1702.405	0.29	05.10.2022 19:17:13	1718.448	\$ 465.25
299	Buy	05.10.2022 13:30:00	1710.406	0.24	05.10.2022 19:17:13	1718.448	\$ 193.01
298	Buy	04.10.2022 14:49:14	1721.136	0.2	05.10.2022 19:17:13	1718.368	\$ -67.85
304	Sell	06.10.2022 16:00:01	1708.044	0.2	10.10.2022 13:30:00	1674.625	\$ 680.75
307	Sell	11.10.2022 16:20:49	1681.758	0.24	11.10.2022 19:00:39	1664.422	\$ 416.06
306	Sell	10.10.2022 13:30:52	1673.715	0.2	11.10.2022 19:00:39	1664.422	\$ 194.29
313	Buy	20.10.2022 19:25:07	1625.672	0.35	21.10.2022 15:48:39	1648.348	\$ 781.17
312	Buy	19.10.2022 13:30:00	1633.702	0.29	21.10.2022 15:48:39	1648.348	\$ 362.64
311	Buy	13.10.2022 13:30:00	1648.282	0.24	21.10.2022 15:48:39	1648.348	\$ -80.83
310	Buy	12.10.2022 18:20:20	1678.445	0.2	21.10.2022 15:48:40	1648.348	\$ -706.32
320	Buy	31.10.2022 19:50:14	1632.602	0.29	01.11.2022 13:30:00	1652.457	\$ 565.45
319	Buy	28.10.2022 15:15:09	1640.632	0.24	01.11.2022 13:30:00	1652.457	\$ 266.68
318	Buy	21.10.2022 15:48:40	1648.642	0.2	01.11.2022 13:30:00	1652.578	\$ 0.2
328	Buy	03.11.2022 13:30:00	1618.843	0.42	04.11.2022 13:30:00	1664.427	\$ 1899.54
327	Buy	02.11.2022 19:20:02	1641.802	0.35	04.11.2022 13:30:00	1664.427	\$ 716.95
326	Buy	02.11.2022 18:50:39	1649.843	0.29	04.11.2022 13:30:00	1664.547	\$ 364.33
325	Buy	02.11.2022 18:36:45	1657.893	0.24	04.11.2022 13:30:00	1664.547	\$ 108.32
324	Buy	02.11.2022 18:30:04	1665.923	0.2	04.11.2022 13:30:00	1664.547	\$ -70.34
334	Buy	04.11.2022 13:57:45	1667.393	0.2	08.11.2022 15:10:10	1697.398	\$ 585.82
336	Buy	08.11.2022 15:10:10	1697.862	0.2	10.11.2022 14:30:00	1739.937	\$ 799.58
338	Buy	10.11.2022 14:45:13	1742.512	0.2	14.11.2022 15:10:39	1772.518	\$ 585.84
344	Buy	21.11.2022 16:03:18	1735.602	0.42	24.11.2022 14:30:00	1756.227	\$ 761.34
343	Buy	21.11.2022 14:31:53	1743.872	0.35	24.11.2022 14:30:00	1756.227	\$ 345.01
342	Buy	18.11.2022 14:49:52	1751.902	0.29	24.11.2022 14:30:00	1756.227	\$ 42.64
341	Buy	17.11.2022 14:30:00	1759.952	0.24	24.11.2022 14:30:00	1756.227	\$ -166.46
340	Buy	14.11.2022 15:10:39	1772.783	0.2	24.11.2022 14:30:00	1756.257	\$ -444.72
354	Sell	01.12.2022 14:30:01	1799.117	0.42	01.12.2022 14:30:01	1799.803	\$ -28.81
353	Sell	30.11.2022 19:49:15	1767.058	0.35	01.12.2022 14:30:01	1799.803	\$ -1106.74
352	Sell	30.11.2022 14:30:06	1759.048	0.29	01.12.2022 14:30:01	1799.702	\$ -1146.37
351	Sell	29.11.2022 14:38:38	1750.978	0.24	01.12.2022 14:30:01	1799.702	\$ -1132.28
350	Sell	28.11.2022 16:08:35	1742.918	0.2	01.12.2022 14:30:01	1799.702	\$ -1100.27
362	Sell	09.12.2022 16:32:51	1805.348	0.29	12.12.2022 14:30:00	1788.582	\$ 491.91
361	Sell	09.12.2022 14:30:02	1797.337	0.24	12.12.2022 14:30:00	1788.582	\$ 214.84
360	Sell	05.12.2022 14:31:06	1789.238	0.2	12.12.2022 14:30:00	1788.582	\$ 53.03
367	Sell	13.12.2022 14:30:00	1818.515	0.24	15.12.2022 14:30:01	1781.295	\$ 949.26
366	Sell	12.12.2022 16:11:06	1782.938	0.2	15.12.2022 14:30:01	1781.295	\$ 84.01
371	Buy	19.12.2022 16:00:47	1785.835	0.24	20.12.2022 14:30:00	1806.555	\$ 491.93
370	Buy	16.12.2022 15:05:13	1793.875	0.2	20.12.2022 14:30:00	1806.555	\$ 242
377	Buy	22.12.2022 18:21:05	1787.365	0.35	27.12.2022 14:30:00	1804.208	\$ 561.4
376	Buy	22.12.2022 15:24:00	1795.375	0.29	27.12.2022 14:30:00	1804.208	\$ 232.87
375	Buy	22.12.2022 14:30:01	1803.432	0.24	27.12.2022 14:30:00	1804.208	\$ -0.64
374	Buy	20.12.2022 15:00:31	1813.695	0.2	27.12.2022 14:30:00	1804.208	\$ -232.56
384	Buy	28.12.2022 16:06:53	1798.252	0.29	29.12.2022 14:37:36	1814.147	\$ 428.62
383	Buy	28.12.2022 14:30:01	1806.275	0.24	29.12.2022 14:37:36	1814.147	\$ 162.17
382	Buy	27.12.2022 15:20:11	1816.462	0.2	29.12.2022 14:37:36	1814.147	\$ -73.06
388	Buy	29.12.2022 14:47:32	1816.595	0.2	03.01.2023 14:37:27	1846.618	\$ 579.94
395	Sell	12.01.2023 14:30:01	1892.035	0.5	12.01.2023 14:30:01	1892.765	\$ -36.5
394	Sell	09.01.2023 14:30:00	1876.215	0.42	12.01.2023 14:30:01	1892.765	\$ -571.18
393	Sell	06.01.2023 15:33:33	1862.035	0.35	12.01.2023 14:30:01	1892.765	\$ -964.42
392	Sell	06.01.2023 15:03:11	1853.998	0.29	12.01.2023 14:30:01	1892.765	\$ -1032.16
391	Sell	06.01.2023 14:30:00	1845.808	0.24	12.01.2023 14:30:01	1892.755	\$ -1050.51
390	Sell	05.01.2023 15:16:28	1831.305	0.2	12.01.2023 14:30:01	1892.755	\$ -1157.06
403	Buy	17.01.2023 19:13:46	1904.792	0.24	18.01.2023 14:30:00	1922.535	\$ 417.27
402	Buy	13.01.2023 15:00:12	1912.835	0.2	18.01.2023 14:30:00	1922.535	\$ 175.26

408	Buy	18.01.2023 16:29:29	1909.452	0.29	19.01.2023 18:40:04	1924.897	\$ 415.57
407	Buy	18.01.2023 15:04:47	1917.682	0.24	19.01.2023 18:40:04	1924.897	\$ 146.4
406	Buy	18.01.2023 14:31:27	1925.765	0.2	19.01.2023 18:40:04	1925.017	\$ -37.26
413	Buy	23.01.2023 14:31:01	1917.365	0.24	24.01.2023 15:46:03	1934.765	\$ 412.25
412	Buy	19.01.2023 18:40:04	1925.385	0.2	24.01.2023 15:46:03	1934.765	\$ 171.54
419	Sell	01.02.2023 20:27:58	1947.075	0.35	02.02.2023 14:51:00	1931.252	\$ 627.57
418	Sell	01.02.2023 19:45:00	1939.065	0.29	02.02.2023 14:51:00	1931.252	\$ 287.7
417	Sell	26.01.2023 18:31:54	1931.048	0.24	02.02.2023 14:51:00	1931.232	\$ 81.92
416	Sell	26.01.2023 16:23:35	1922.995	0.2	02.02.2023 14:51:00	1931.232	\$ -92.8
424	Sell	02.02.2023 14:51:00	1930.915	0.2	03.02.2023 14:30:00	1881.095	\$ 1000.9
427	Sell	07.02.2023 17:46:01	1883.098	0.24	07.02.2023 18:48:36	1865.795	\$ 415.27
426	Sell	03.02.2023 15:02:45	1875.037	0.2	07.02.2023 18:48:36	1865.795	\$ 197.77
431	Sell	14.02.2023 15:03:12	1860.087	0.24	15.02.2023 14:30:00	1834.665	\$ 620.25
430	Sell	13.02.2023 16:42:45	1852.068	0.2	15.02.2023 14:30:00	1834.665	\$ 360.99
436	Sell	16.02.2023 17:42:44	1843.635	0.29	17.02.2023 14:30:00	1826.615	\$ 500.1
435	Sell	16.02.2023 15:38:27	1835.598	0.24	17.02.2023 14:30:00	1826.615	\$ 220.99
434	Sell	16.02.2023 15:05:08	1827.555	0.2	17.02.2023 14:30:00	1826.615	\$ 23.3
443	Buy	24.02.2023 14:32:11	1811.022	0.35	28.02.2023 16:05:16	1826.878	\$ 539.34
442	Buy	23.02.2023 16:15:14	1819.026	0.29	28.02.2023 16:05:16	1826.878	\$ 208.3
441	Buy	22.02.2023 19:13:53	1827.385	0.24	28.02.2023 16:05:16	1826.908	\$ -54.26
440	Buy	17.02.2023 15:18:36	1835.385	0.2	28.02.2023 16:05:17	1826.908	\$ -221.28
449	Buy	07.03.2023 15:50:22	1819.205	0.24	10.03.2023 14:30:00	1849.355	\$ 686.14
448	Buy	28.02.2023 16:05:17	1827.215	0.2	10.03.2023 14:30:00	1849.355	\$ 368.76
452	Buy	10.03.2023 14:30:01	1849.835	0.2	13.03.2023 13:30:00	1900.148	\$ 999.12
454	Buy	13.03.2023 13:38:35	1903.055	0.2	15.03.2023 16:20:15	1933.055	\$ 588.4
458	Buy	15.03.2023 18:28:51	1917.102	0.29	17.03.2023 13:30:00	1946.985	\$ 827.8
457	Buy	15.03.2023 17:15:02	1925.386	0.24	17.03.2023 13:30:00	1946.985	\$ 486.27
456	Buy	15.03.2023 16:20:16	1933.385	0.2	17.03.2023 13:30:00	1946.985	\$ 245.24
462	Buy	17.03.2023 13:53:04	1951.735	0.2	17.03.2023 18:43:10	1981.748	\$ 600.26
466	Sell	22.03.2023 18:42:54	1974.735	0.29	22.03.2023 19:04:56	1959.386	\$ 445.12
465	Sell	22.03.2023 18:38:47	1966.675	0.24	22.03.2023 19:04:56	1959.386	\$ 174.94
464	Sell	21.03.2023 13:44:10	1958.488	0.2	22.03.2023 19:04:56	1959.222	\$ -10.18
472	Buy	27.03.2023 13:30:00	1949.245	0.29	30.03.2023 16:01:09	1976.495	\$ 744.97
471	Buy	24.03.2023 17:38:28	1977.082	0.24	30.03.2023 16:01:09	1976.495	\$ -60.11
470	Buy	23.03.2023 15:22:12	1985.235	0.2	30.03.2023 16:01:09	1976.495	\$ -217.62
477	Buy	31.03.2023 17:19:56	1971.745	0.24	03.04.2023 14:33:22	1989.055	\$ 406.88
476	Buy	30.03.2023 16:21:51	1979.755	0.2	03.04.2023 14:33:22	1989.055	\$ 174.4
480	Buy	03.04.2023 14:33:22	1989.355	0.2	04.04.2023 14:18:36	2019.385	\$ 593.46
486	Buy	10.04.2023 14:37:29	1984.235	0.42	11.04.2023 14:08:03	2002.905	\$ 774.77
485	Buy	10.04.2023 13:30:00	1992.455	0.35	11.04.2023 14:08:03	2002.905	\$ 357.94
484	Buy	06.04.2023 13:56:52	2003.006	0.29	11.04.2023 14:08:03	2002.905	\$ -17.16
483	Buy	05.04.2023 14:33:48	2011.652	0.24	11.04.2023 14:08:03	2002.905	\$ -248.46
482	Buy	04.04.2023 14:18:36	2019.725	0.2	11.04.2023 14:08:03	2003.085	\$ -369.37
497	Buy	14.04.2023 14:54:13	2000.215	0.5	14.04.2023 15:00:18	1997.265	\$ -147.5
496	Buy	14.04.2023 14:24:15	2008.245	0.42	14.04.2023 15:00:18	1997.265	\$ -461.16
495	Buy	14.04.2023 14:06:00	2016.245	0.35	14.04.2023 15:00:18	1997.265	\$ -664.3
494	Buy	14.04.2023 13:30:00	2024.255	0.29	14.04.2023 15:00:18	1997.265	\$ -782.71
493	Buy	13.04.2023 14:39:35	2037.925	0.24	14.04.2023 15:00:18	1997.265	\$ -981.19
492	Buy	13.04.2023 13:56:32	2045.945	0.2	14.04.2023 15:00:18	1997.265	\$ -978.06
506	Sell	18.04.2023 14:08:51	2006.434	0.29	19.04.2023 13:30:00	1983.725	\$ 670.78
505	Sell	18.04.2023 13:47:32	1998.355	0.24	19.04.2023 13:30:00	1983.725	\$ 361.24
504	Sell	17.04.2023 14:30:02	1990.354	0.2	19.04.2023 13:30:00	1983.725	\$ 149.44
514	Buy	21.04.2023 13:53:33	1973.662	0.42	25.04.2023 17:23:10	1992.748	\$ 777.25
513	Buy	21.04.2023 13:49:36	1981.675	0.35	25.04.2023 17:23:10	1992.748	\$ 367.26
512	Buy	21.04.2023 13:30:00	1990.585	0.29	25.04.2023 17:23:11	1992.748	\$ 45.91
511	Buy	20.04.2023 14:52:13	2003.865	0.24	25.04.2023 17:23:11	1992.748	\$ -286.07
510	Buy	20.04.2023 14:08:40	2011.906	0.2	25.04.2023 17:23:11	1992.698	\$ -400.22
523	Buy	27.04.2023 13:38:33	1975.762	0.35	28.04.2023 14:38:22	1991.815	\$ 554.05
522	Buy	26.04.2023 17:34:12	1983.955	0.29	28.04.2023 14:38:22	1991.815	\$ 189.13
521	Buy	26.04.2023 15:59:54	1992.102	0.24	28.04.2023 14:38:22	1991.854	\$ -38.06

520	Buy	25.04.2023 18:02:59	2000.105	0.2	28.04.2023 14:38:22	1991.854	\$ -196.24
529	Buy	01.05.2023 14:24:00	1985.152	0.24	02.05.2023 14:20:50	2002.465	\$ 410.16
528	Buy	28.04.2023 14:59:01	1993.236	0.2	02.05.2023 14:20:50	2002.465	\$ 172.98
532	Buy	02.05.2023 14:20:50	2002.805	0.2	03.05.2023 18:02:25	2032.935	\$ 598.14
537	Buy	05.05.2023 14:05:31	2000.395	0.35	08.05.2023 15:42:39	2029.134	\$ 993.38
536	Buy	05.05.2023 13:30:00	2008.475	0.29	08.05.2023 15:42:39	2029.134	\$ 588.76
535	Buy	04.05.2023 15:09:07	2048.315	0.24	08.05.2023 15:42:39	2029.134	\$ -474.25
534	Buy	04.05.2023 14:30:51	2056.325	0.2	08.05.2023 15:42:39	2029.134	\$ -555.42
543	Buy	08.05.2023 18:03:56	2021.305	0.24	10.05.2023 13:46:46	2038.604	\$ 394.84
542	Buy	08.05.2023 15:42:39	2029.335	0.2	10.05.2023 13:46:46	2038.604	\$ 168.43
551	Buy	17.05.2023 13:52:00	1980.035	0.5	17.05.2023 14:02:06	1975.875	\$ -208
550	Buy	16.05.2023 16:57:39	1988.092	0.42	17.05.2023 14:02:06	1975.875	\$ -522.48
549	Buy	16.05.2023 15:46:32	1996.102	0.35	17.05.2023 14:02:06	1975.915	\$ -714.36
548	Buy	16.05.2023 14:41:33	2004.305	0.29	17.05.2023 14:02:06	1975.915	\$ -829.78
547	Buy	12.05.2023 14:31:43	2012.322	0.24	17.05.2023 14:02:06	1975.875	\$ -893.99
546	Buy	12.05.2023 13:47:21	2020.445	0.2	17.05.2023 14:02:06	1975.875	\$ -907.46
561	Sell	19.05.2023 15:37:07	1983.645	0.35	23.05.2023 13:30:00	1967.845	\$ 575.62
560	Sell	19.05.2023 15:20:56	1975.598	0.29	23.05.2023 13:30:00	1967.845	\$ 243.58
559	Sell	19.05.2023 15:14:31	1967.445	0.24	23.05.2023 13:30:00	1967.845	\$ 5.92
558	Sell	18.05.2023 13:30:00	1959.434	0.2	23.05.2023 13:30:00	1967.845	\$ -146.86
568	Sell	01.06.2023 15:51:55	1982.555	0.29	02.06.2023 13:45:24	1967.302	\$ 454.56
567	Sell	31.05.2023 14:42:11	1974.545	0.24	02.06.2023 13:45:24	1967.302	\$ 210.93
566	Sell	24.05.2023 15:48:11	1966.505	0.2	02.06.2023 13:45:24	1967.302	\$ 82.98
573	Sell	07.06.2023 13:55:29	1969.668	0.24	07.06.2023 15:39:12	1952.365	\$ 415.27
572	Sell	02.06.2023 14:18:25	1961.645	0.2	07.06.2023 15:39:12	1952.365	\$ 206.96
578	Sell	08.06.2023 13:46:55	1967.465	0.29	12.06.2023 13:49:39	1951.795	\$ 473.17
577	Sell	08.06.2023 13:30:00	1959.438	0.24	12.06.2023 13:49:39	1951.795	\$ 198.95
576	Sell	07.06.2023 15:45:03	1950.355	0.2	12.06.2023 13:49:39	1951.815	\$ 25.88
585	Sell	16.06.2023 14:00:08	1963.813	0.35	20.06.2023 13:30:00	1938.845	\$ 889.62
584	Sell	15.06.2023 14:07:34	1955.785	0.29	20.06.2023 13:30:00	1938.845	\$ 516.52
583	Sell	15.06.2023 13:46:50	1947.774	0.24	20.06.2023 13:30:00	1938.845	\$ 235.22
582	Sell	14.06.2023 20:55:20	1939.754	0.2	20.06.2023 13:30:00	1938.845	\$ 77.76
590	Sell	20.06.2023 13:31:35	1936.855	0.2	28.06.2023 13:40:23	1906.825	\$ 680.97
596	Sell	03.07.2023 13:50:06	1925.345	0.42	06.07.2023 14:00:00	1907.745	\$ 805.29
595	Sell	30.06.2023 14:11:32	1917.338	0.35	06.07.2023 14:00:00	1907.745	\$ 398.71
594	Sell	29.06.2023 14:13:35	1909.278	0.29	06.07.2023 14:00:00	1907.752	\$ 102.93
593	Sell	29.06.2023 14:05:12	1901.245	0.24	06.07.2023 14:00:00	1907.752	\$ -107.59
592	Sell	29.06.2023 13:30:00	1893.185	0.2	06.07.2023 14:00:00	1908.365	\$ -263.12
603	Buy	10.07.2023 13:36:35	1920.245	0.24	12.07.2023 13:30:00	1951.075	\$ 729.22
602	Buy	07.07.2023 14:16:00	1928.275	0.2	12.07.2023 13:30:00	1951.075	\$ 439.94
606	Buy	12.07.2023 13:30:27	1951.905	0.2	18.07.2023 14:23:15	1981.914	\$ 559.14
611	Buy	21.07.2023 15:04:54	1957.515	0.35	26.07.2023 15:25:49	1973.675	\$ 537.49
610	Buy	20.07.2023 14:44:17	1966.092	0.29	26.07.2023 15:25:49	1973.675	\$ 190.15
609	Buy	19.07.2023 14:14:00	1974.215	0.24	26.07.2023 15:25:49	1973.675	\$ -64.33
608	Buy	18.07.2023 14:23:15	1982.265	0.2	26.07.2023 15:25:49	1973.675	\$ -219.08
618	Sell	31.07.2023 13:45:51	1971.165	0.29	01.08.2023 13:30:00	1948.635	\$ 665.59
617	Sell	28.07.2023 15:27:17	1963.158	0.24	01.08.2023 13:30:00	1948.635	\$ 368.79
616	Sell	27.07.2023 13:31:01	1955.135	0.2	01.08.2023 13:30:00	1948.665	\$ 154.69
623	Sell	01.08.2023 14:00:26	1952.405	0.24	02.08.2023 14:29:36	1935.062	\$ 426.35
622	Sell	01.08.2023 13:44:09	1944.395	0.2	02.08.2023 14:29:36	1935.062	\$ 195.09
627	Sell	04.08.2023 13:30:45	1942.735	0.24	08.08.2023 13:30:00	1925.035	\$ 440.32
626	Sell	02.08.2023 14:29:36	1934.725	0.2	08.08.2023 13:30:00	1925.035	\$ 253.38
631	Sell	08.08.2023 14:44:02	1931.608	0.24	10.08.2023 14:52:30	1914.325	\$ 475.49
630	Sell	08.08.2023 13:31:07	1923.595	0.2	10.08.2023 14:52:30	1914.325	\$ 235.98
635	Sell	11.08.2023 14:00:08	1920.785	0.24	14.08.2023 13:48:43	1903.435	\$ 421.8
634	Sell	10.08.2023 20:12:27	1912.695	0.2	14.08.2023 13:48:43	1903.435	\$ 198.13
639	Sell	14.08.2023 14:42:08	1911.185	0.24	16.08.2023 19:14:08	1893.825	\$ 436.88
638	Sell	14.08.2023 13:48:43	1903.095	0.2	16.08.2023 19:14:08	1893.825	\$ 202.26
648	Sell	30.08.2023 13:30:00	1945.818	0.6	30.08.2023 13:30:00	1946.225	\$ -24.42
647	Sell	29.08.2023 15:14:58	1935.095	0.5	30.08.2023 13:30:00	1946.225	\$ -535.42

646	Sell	29.08.2023 14:00:01	1927.026	0.42	30.08.2023 13:30:00	1946.135	\$ -784.88
645	Sell	23.08.2023 13:57:46	1918.678	0.35	30.08.2023 13:30:00	1946.135	\$ -835.12
644	Sell	23.08.2023 13:30:00	1910.635	0.29	30.08.2023 13:30:00	1946.155	\$ -925.78
643	Sell	17.08.2023 13:30:00	1902.214	0.24	30.08.2023 13:30:00	1946.155	\$ -941.92
642	Sell	16.08.2023 19:14:08	1893.455	0.2	30.08.2023 13:30:00	1946.155	\$ -917.98
657	Sell	01.09.2023 13:30:00	1948.285	0.24	05.09.2023 13:48:46	1930.945	\$ 431.68
656	Sell	31.08.2023 15:36:40	1940.228	0.2	05.09.2023 13:48:46	1930.945	\$ 207.02
662	Sell	20.09.2023 13:46:02	1941.725	0.29	21.09.2023 13:30:00	1917.515	\$ 763.21
661	Sell	18.09.2023 20:17:11	1933.695	0.24	21.09.2023 13:30:00	1917.515	\$ 459.14
660	Sell	05.09.2023 14:15:41	1925.685	0.2	21.09.2023 13:30:00	1917.505	\$ 314.79
666	Sell	26.09.2023 13:31:41	1905.165	0.2	27.09.2023 17:17:38	1875.125	\$ 609.23
668	Sell	27.09.2023 17:17:38	1875	0.2	02.10.2023 13:30:00	1835.575	\$ 843.58
675	Sell	13.10.2023 13:30:00	1907.315	0.5	13.10.2023 13:30:00	1907.862	\$ -27.35
674	Sell	11.10.2023 13:30:00	1871.525	0.42	13.10.2023 13:30:00	1907.862	\$ -1419.93
673	Sell	09.10.2023 19:19:16	1861.445	0.35	13.10.2023 13:30:00	1907.866	\$ -1506.73
672	Sell	09.10.2023 17:37:18	1853.435	0.29	13.10.2023 13:30:00	1907.866	\$ -1480.72
671	Sell	09.10.2023 13:30:00	1845.425	0.24	13.10.2023 13:30:00	1907.866	\$ -1417.64
670	Sell	02.10.2023 14:43:00	1828.075	0.2	13.10.2023 13:30:00	1907.866	\$ -1456.44
683	Buy	18.10.2023 15:09:18	1942.975	0.24	19.10.2023 16:02:25	1960.275	\$ 388.44
682	Buy	18.10.2023 13:30:36	1951.005	0.2	19.10.2023 16:02:25	1960.275	\$ 163.1
686	Buy	19.10.2023 17:00:00	1962.325	0.2	20.10.2023 15:03:39	1992.335	\$ 595.74
691	Buy	24.10.2023 13:30:00	1963.622	0.35	25.10.2023 13:48:55	1982.758	\$ 661.95
690	Buy	20.10.2023 17:19:32	1976.505	0.29	25.10.2023 13:48:55	1982.758	\$ 158.05
689	Buy	20.10.2023 16:51:06	1984.515	0.24	25.10.2023 13:48:55	1982.825	\$ -59.82
688	Buy	20.10.2023 15:03:39	1992.625	0.2	25.10.2023 13:48:55	1982.825	\$ -212.06
698	Buy	25.10.2023 15:03:59	1967.095	0.29	25.10.2023 15:45:12	1982.454	\$ 445.41
697	Buy	25.10.2023 14:11:56	1975.102	0.24	25.10.2023 15:45:12	1982.454	\$ 176.45
696	Buy	25.10.2023 13:48:55	1983.165	0.2	25.10.2023 15:45:12	1982.485	\$ -13.6
706	Sell	27.10.2023 18:26:16	2006.915	0.42	31.10.2023 16:10:15	1989.505	\$ 758.36
705	Sell	27.10.2023 18:06:28	1998.895	0.35	31.10.2023 16:10:15	1989.505	\$ 351.27
704	Sell	27.10.2023 17:34:08	1990.785	0.29	31.10.2023 16:10:15	1989.365	\$ 59.92
703	Sell	26.10.2023 16:13:09	1982.565	0.24	31.10.2023 16:10:15	1989.365	\$ -142.28
702	Sell	26.10.2023 14:10:52	1974.505	0.2	31.10.2023 16:10:15	1989.335	\$ -279.17
713	Sell	03.11.2023 13:37:13	1996.935	0.24	06.11.2023 19:22:49	1979.632	\$ 420.67
712	Sell	31.10.2023 16:10:15	1988.924	0.2	06.11.2023 19:22:49	1979.632	\$ 249.35
716	Sell	06.11.2023 19:22:49	1979.275	0.2	08.11.2023 19:34:11	1949.272	\$ 616.92
720	Sell	09.11.2023 18:26:12	1964.998	0.29	10.11.2023 14:30:00	1947.105	\$ 525.42
719	Sell	09.11.2023 14:43:00	1956.955	0.24	10.11.2023 14:30:00	1947.105	\$ 241.8
718	Sell	08.11.2023 19:34:12	1948.925	0.2	10.11.2023 14:30:00	1947.105	\$ 63.38
728	Sell	16.11.2023 15:19:01	1984.305	0.42	20.11.2023 14:30:37	1965.835	\$ 802.88
727	Sell	16.11.2023 14:42:43	1976.248	0.35	20.11.2023 14:30:37	1965.835	\$ 387.08
726	Sell	14.11.2023 14:39:04	1968.234	0.29	20.11.2023 14:30:37	1965.675	\$ 137.77
725	Sell	14.11.2023 14:30:00	1959.618	0.24	20.11.2023 14:30:37	1965.675	\$ -92.75
724	Sell	10.11.2023 14:54:28	1943	0.2	20.11.2023 14:30:37	1965.665	\$ -396.53
738	Sell	28.11.2023 14:30:00	2027.135	0.42	28.11.2023 14:51:04	2028.542	\$ -59.09
737	Sell	27.11.2023 14:30:00	2011.898	0.35	28.11.2023 14:51:04	2028.542	\$ -567.79
736	Sell	21.11.2023 14:30:00	2001.305	0.29	28.11.2023 14:51:04	2028.542	\$ -679.87
735	Sell	20.11.2023 16:05:25	1973.455	0.24	28.11.2023 14:51:04	2028.542	\$ -1220.91
734	Sell	20.11.2023 14:30:38	1965.445	0.2	28.11.2023 14:51:04	2028.542	\$ -1177.64
745	Buy	30.11.2023 14:30:03	2037.542	0.24	01.12.2023 16:13:42	2054.825	\$ 409.44
744	Buy	29.11.2023 14:56:01	2045.556	0.2	01.12.2023 16:13:42	2054.825	\$ 158.62
749	Sell	06.12.2023 14:30:00	2031.655	0.24	08.12.2023 14:30:00	2006.325	\$ 668.62
748	Sell	05.12.2023 15:35:00	2015.168	0.2	08.12.2023 14:30:00	2006.325	\$ 235.87
757	Sell	14.12.2023 14:35:59	2045.535	0.5	15.12.2023 18:19:35	2025.205	\$ 1037.58
756	Sell	14.12.2023 14:30:00	2037.485	0.42	15.12.2023 18:19:35	2025.205	\$ 533.46
755	Sell	13.12.2023 21:36:06	2026.875	0.35	15.12.2023 18:19:35	2024.915	\$ 157.11
754	Sell	13.12.2023 20:20:23	2018.828	0.29	15.12.2023 18:19:35	2024.915	\$ -103.18
753	Sell	13.12.2023 19:36:31	2010.605	0.24	15.12.2023 18:19:35	2024.915	\$ -282.74
752	Sell	08.12.2023 16:47:06	2002.485	0.2	15.12.2023 18:19:35	2024.915	\$ -376.66
767	Sell	19.12.2023 15:22:20	2044.735	0.35	20.12.2023 21:31:22	2028.855	\$ 570.55

766	Sell	19.12.2023 14:43:00	2036.705	0.29	20.12.2023 21:31:22	2028.855	\$ 239.87	
765	Sell	18.12.2023 17:48:50	2028.695	0.24	20.12.2023 21:31:22	2028.792	\$ 17.91	
764	Sell	15.12.2023 18:55:16	2019.968	0.2	20.12.2023 21:31:22	2028.792	\$ -151.75	
772	Buy	21.12.2023 14:30:00	2042.182	0.2	27.12.2023 15:13:07	2072.298	\$ 579.12	
775	Buy	29.12.2023 14:30:00	2061.215	0.24	01.01.2024 23:59:55	2063.615	\$ 49.04	end of test
774	Buy	27.12.2023 15:13:07	2072.736	0.2	01.01.2024 23:59:55	2063.615	\$ -216.32	end of test

Report generated by Quant Analyzer