

# QUANT ANALYZER REPORT

ONESHOT\_USDCHF\_H4

Source: MT5Report

Symbol	USDCHF_5Y	Period	H4 : 03.01.2023 - 24.12.2024
Initial deposit	100000.0		
Parameters	-		

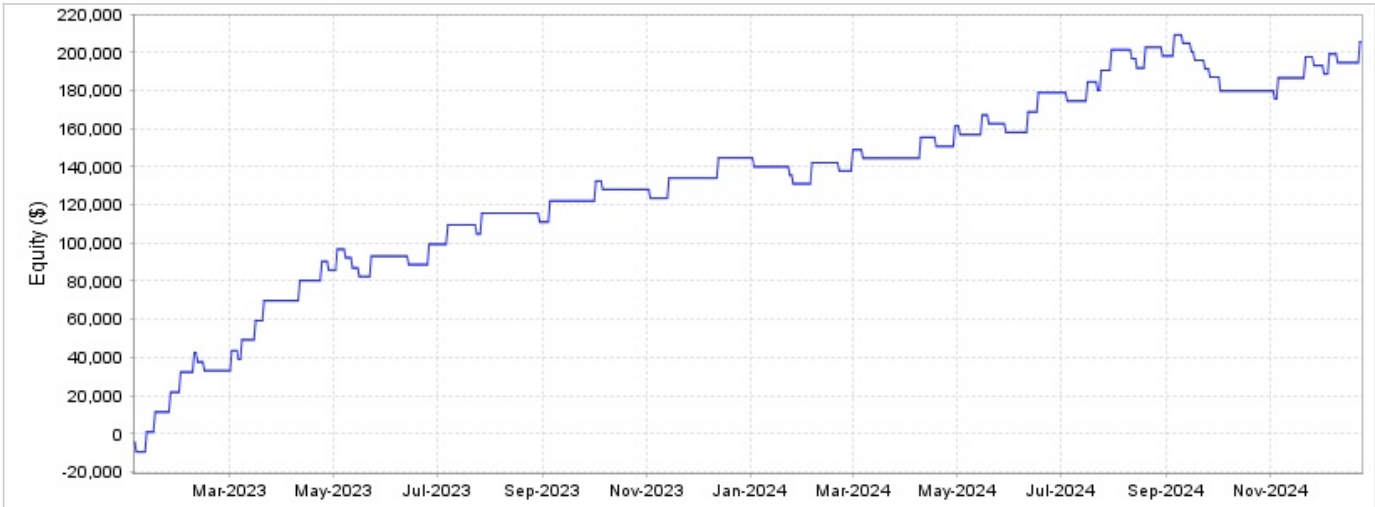
## TOTAL PROFIT

**\$ 205399.14**

PROFIT IN PIPS	1598.1 PIPS
YRLY AVG PROFIT	\$ 102588.54
YRLY AVG % RET	102.59 %
CAGR	74.76 %

# OF TRADES	74	SHARPE RATIO	0.39	PROFIT FACTOR	2.17	RETURN / DD RATIO	6.11	WINNING %	48.65 %
DRAWDOWN	\$ 33611.52	% DRAWDOWN	10.87 %	DAILY AVG PROFIT	\$ 834.96	MTHLY AVG PROFIT	\$ 8558.3	AVERAGE TRADE	\$ 2775.66
ANNUAL% / MAX DD%	6.88	R EXPECTANCY	0.6 R	R EXP SCORE	22.15 R	SQN	3.13	SQN SCORE	0.86

generated by Quant Analyzer



## MONTHLY PERFORMANCE (\$)

Year	Jan	Feb	Mar	Apr	May	Jun	Jul	Aug	Sep	Oct	Nov	Dec	YTD
2024	-13589.16	6686.67	6702.45	16945.22	-3294.28	20825.87	22367.42	-3185.6	-11128.9	-7203.59	13351.3	12254.38	60731.78
2023	32287.94	708.98	36728.91	16115.06	7227.52	6304.67	16243.51	-4552.6	10945.9	6107.05	5903.9	10646.52	144667.36

## STATS

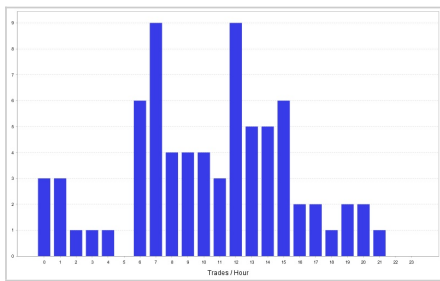
### Strategy

Wins/Losses Ratio	0.95	Payout Ratio (Avg Win/Loss)	2.29	Average # of Bars in Trade	0
AHPR	1.6	Z-Score	1.29	Z-Probability	9.85 %
Expectancy	2775.66	Deviation	\$ 7619.98	Exposure	-999999999 %
Stagnation in Days	111	Stagnation in %	15.37 %		

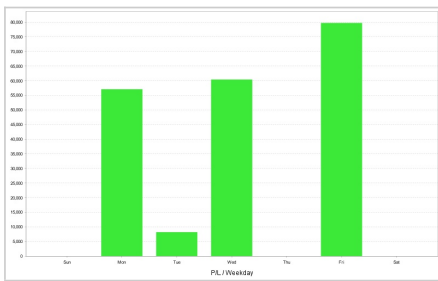
### Trades

		# of Wins	36	# of Losses	38	# of Cancelled/Expired	0
Gross Profit	\$ 381375.9	Gross Loss	\$ -175976.76	Average Win	\$ 10593.78	Average Loss	\$ -4630.97
Largest Win	\$ 11160.53	Largest Loss	\$ -7203.59	Max Consec Wins	5	Max Consec Losses	7
Avg Consec Wins	1.64	Avg Consec Loss	1.73	Avg # of Bars in Wins	0	Avg # of Bars in Losses	0

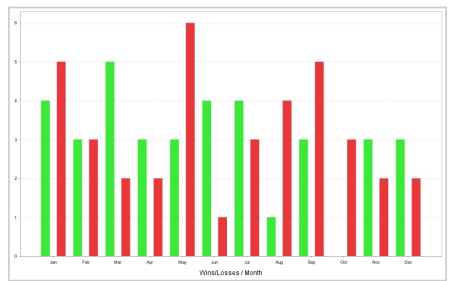
## CHARTS



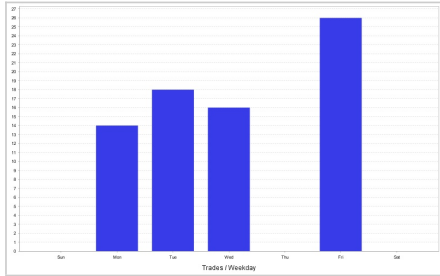
Trades by hour



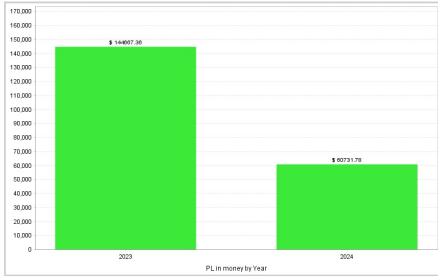
P/L by weekday



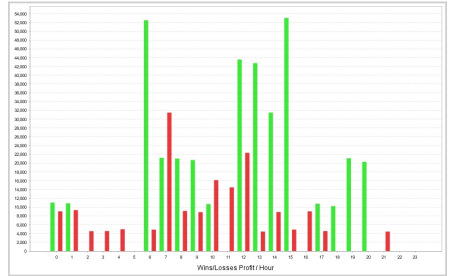
Wins/Losses by month



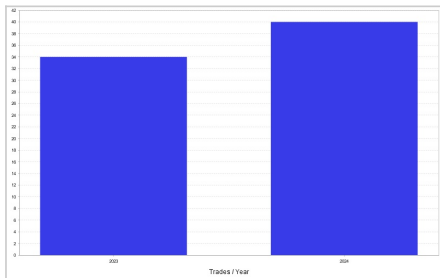
Trades by weekday



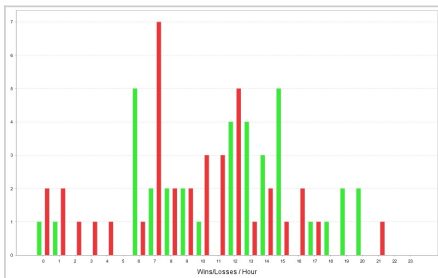
P/L by year



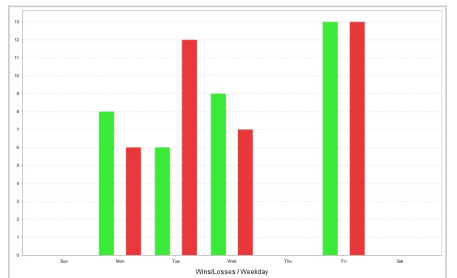
Wins/Losses Profit by hour



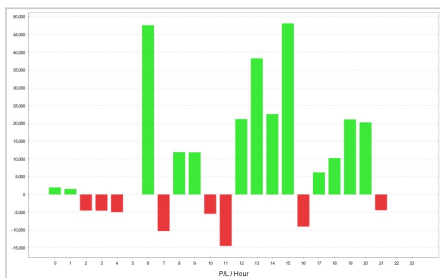
Trades by year



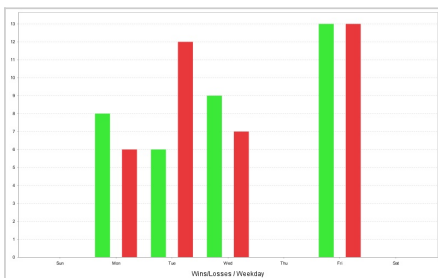
Wins/Losses by hour



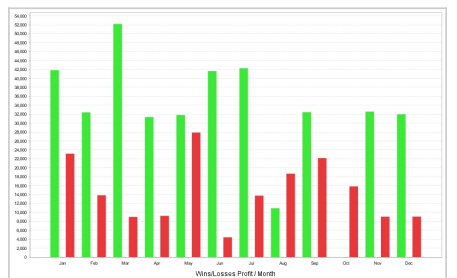
Wins/Losses by weekday



P/L by hour



Wins/Losses by weekday



Wins/Losses Profit by month

## TRADES

Ticket	Type	Open time	Open price	Size	Close time	Close price	Profit/Loss	Comment
2	Sell	03.01.2023 08:15:56	0.93228	12	03.01.2023 09:02:08	0.93593	\$ -4679.84	
4	Sell	04.01.2023 06:58:48	0.93222	12	05.01.2023 14:52:47	0.9358	\$ -4877.62	
6	Buy	09.01.2023 15:18:36	0.91791	12	11.01.2023 12:05:20	0.92592	\$ 10457.84	tp 0.92591
8	Sell	13.01.2023 06:16:35	0.93136	12	16.01.2023 01:58:24	0.92328	\$ 10405.77	tp 0.92334
10	Sell	24.01.2023 13:47:14	0.92631	12	25.01.2023 15:05:12	0.9183	\$ 10370.76	tp 0.91832
12	Sell	31.01.2023 08:07:11	0.92641	12	31.01.2023 16:11:59	0.91829	\$ 10611.03	tp 0.91833
14	Sell	03.02.2023 15:02:37	0.92634	12	08.02.2023 08:23:47	0.91834	\$ 10165.4	tp 0.91834
16	Sell	08.02.2023 15:28:24	0.92157	12	10.02.2023 17:14:15	0.92504	\$ -4887.49	
18	Buy	14.02.2023 07:00:31	0.91748	12	14.02.2023 13:32:58	0.914	\$ -4568.93	
20	Buy	01.03.2023 12:26:09	0.93553	12	02.03.2023 07:15:47	0.94373	\$ 10539.75	tp 0.94368
22	Buy	06.03.2023 02:49:48	0.93575	12	06.03.2023 07:32:23	0.93223	\$ -4531.07	
24	Buy	07.03.2023 14:42:29	0.93575	12	08.03.2023 05:24:08	0.94376	\$ 10222.36	tp 0.94375
26	Sell	15.03.2023 20:41:44	0.93365	12	16.03.2023 07:52:57	0.92566	\$ 10071.68	tp 0.92567
28	Sell	20.03.2023 08:18:03	0.92959	12	21.03.2023 16:29:16	0.92151	\$ 10426.19	tp 0.92152
30	Sell	10.04.2023 14:56:54	0.91191	12	11.04.2023 07:28:33	0.9039	\$ 10536.09	tp 0.90391
32	Sell	17.04.2023 19:07:30	0.8985	12	24.04.2023 07:52:35	0.8905	\$ 10085.91	tp 0.89050
34	Sell	28.04.2023 14:38:00	0.89126	12	28.04.2023 20:16:56	0.89462	\$ -4506.94	
36	Sell	03.05.2023 01:46:08	0.89129	12	03.05.2023 22:03:14	0.88329	\$ 10868.46	tp 0.88329
38	Buy	05.05.2023 08:17:33	0.89023	12	08.05.2023 08:00:29	0.88691	\$ -4452.23	
40	Sell	09.05.2023 11:34:54	0.89312	12	12.05.2023 14:00:00	0.89677	\$ -5383.43	
42	Sell	16.05.2023 07:52:37	0.89315	12	16.05.2023 15:07:12	0.89652	\$ -4510.77	
44	Buy	22.05.2023 10:16:23	0.89428	12	23.05.2023 12:31:13	0.9023	\$ 10705.49	tp 0.90228

46	Buy	12.06.2023 10:48:50	0.90498	12	14.06.2023 12:14:26	0.90159	\$ -4433.96	
48	Sell	23.06.2023 07:23:21	0.9005	12	26.06.2023 11:13:53	0.89244	\$ 10738.63	tp 0.89246
50	Sell	30.06.2023 06:10:33	0.89964	12	07.07.2023 14:14:16	0.89164	\$ 10072.87	tp 0.89164
52	Sell	21.07.2023 12:34:03	0.86461	12	24.07.2023 07:34:23	0.86789	\$ -4637.77	
54	Sell	25.07.2023 15:34:27	0.86463	12	27.07.2023 07:50:01	0.85662	\$ 10808.41	tp 0.85662
56	Buy	29.08.2023 17:01:53	0.87862	12	30.08.2023 13:34:41	0.87527	\$ -4552.6	
58	Buy	01.09.2023 12:31:50	0.88097	12	05.09.2023 11:03:18	0.88902	\$ 10945.9	tp 0.88900
60	Buy	29.09.2023 07:19:56	0.91023	12	02.10.2023 14:14:00	0.91821	\$ 10467.7	tp 0.91821
62	Buy	04.10.2023 12:47:44	0.915	12	06.10.2023 10:14:11	0.91157	\$ -4360.65	
64	Buy	03.11.2023 12:30:05	0.90301	12	03.11.2023 12:38:41	0.89955	\$ -4615.64	
66	Sell	10.11.2023 06:56:11	0.9038	12	14.11.2023 13:34:39	0.8958	\$ 10519.54	tp 0.89580
68	Sell	08.12.2023 13:31:05	0.88026	12	13.12.2023 19:15:34	0.8723	\$ 10646.52	tp 0.87230
70	Sell	02.01.2024 11:47:13	0.85018	12	03.01.2024 11:04:40	0.85339	\$ -4618.34	
72	Buy	24.01.2024 11:28:15	0.86425	12	24.01.2024 13:54:59	0.86103	\$ -4487.65	
74	Buy	26.01.2024 09:29:45	0.86511	12	26.01.2024 11:23:36	0.86189	\$ -4483.17	
76	Buy	02.02.2024 15:05:33	0.86515	12	06.02.2024 12:17:54	0.87314	\$ 11062.57	tp 0.87311
78	Buy	20.02.2024 14:33:17	0.87881	12	22.02.2024 07:36:53	0.8755	\$ -4375.9	
80	Buy	23.02.2024 12:32:11	0.87881	12	01.03.2024 08:11:56	0.88685	\$ 11160.53	tp 0.88683
82	Buy	06.03.2024 16:44:09	0.88137	12	07.03.2024 16:28:24	0.87802	\$ -4458.08	
84	Buy	29.03.2024 06:24:14	0.90251	12	10.04.2024 13:34:22	0.91051	\$ 10935.45	tp 0.91051
86	Buy	19.04.2024 01:33:54	0.90894	12	19.04.2024 02:11:04	0.90538	\$ -4718.46	
88	Buy	23.04.2024 13:56:37	0.90892	12	30.04.2024 14:54:11	0.91691	\$ 10728.23	tp 0.91691
90	Buy	03.05.2024 00:19:25	0.91041	12	03.05.2024 10:12:52	0.90699	\$ -4524.86	
92	Sell	13.05.2024 20:38:51	0.90828	12	16.05.2024 00:24:38	0.90024	\$ 10225.02	tp 0.90027
94	Sell	17.05.2024 07:13:36	0.90754	12	20.05.2024 21:57:01	0.91091	\$ -4537.3	
96	Buy	28.05.2024 07:43:08	0.91151	12	30.05.2024 08:40:53	0.90802	\$ -4457.14	
98	Sell	10.06.2024 06:31:10	0.89799	12	12.06.2024 12:33:25	0.88999	\$ 10588.44	tp 0.88999
100	Sell	12.06.2024 18:52:23	0.89401	12	18.06.2024 12:30:05	0.88601	\$ 10237.43	tp 0.88601
102	Buy	05.07.2024 00:02:10	0.90021	12	05.07.2024 17:40:45	0.89684	\$ -4509.17	
104	Sell	10.07.2024 09:44:15	0.89783	12	17.07.2024 08:25:54	0.88981	\$ 10121.78	tp 0.88983
106	Sell	22.07.2024 01:56:55	0.88877	12	23.07.2024 13:36:16	0.89211	\$ -4592.66	
108	Sell	24.07.2024 09:06:32	0.8888	12	25.07.2024 07:16:51	0.8808	\$ 10597.83	tp 0.88080
110	Sell	29.07.2024 14:25:29	0.88686	12	31.07.2024 12:26:04	0.87884	\$ 10749.64	tp 0.87884
112	Sell	09.08.2024 07:16:35	0.86692	12	12.08.2024 13:13:51	0.87017	\$ -4584.62	
114	Sell	13.08.2024 04:31:44	0.86687	12	15.08.2024 12:30:38	0.87018	\$ -4975.7	
116	Sell	16.08.2024 12:30:54	0.86688	12	20.08.2024 08:05:33	0.85891	\$ 10929.31	tp 0.85891
118	Sell	30.08.2024 03:58:48	0.84778	12	30.08.2024 13:37:38	0.85101	\$ -4554.59	
120	Sell	04.09.2024 19:47:53	0.84668	12	06.09.2024 12:31:52	0.83868	\$ 11025.93	tp 0.83868
122	Buy	09.09.2024 07:03:41	0.8474	12	11.09.2024 02:04:05	0.84424	\$ -4408.13	
124	Buy	13.09.2024 10:40:06	0.84746	12	16.09.2024 07:36:33	0.84426	\$ -4506.61	
126	Buy	17.09.2024 13:54:23	0.8474	12	18.09.2024 07:17:21	0.84425	\$ -4435.52	
128	Buy	20.09.2024 07:20:18	0.84741	12	24.09.2024 18:25:29	0.84423	\$ -4436.66	
130	Buy	25.09.2024 09:10:56	0.84737	12	27.09.2024 09:52:13	0.84418	\$ -4367.91	
132	Sell	02.10.2024 10:51:11	0.84854	12	03.10.2024 06:30:00	0.85344	\$ -7203.59	
134	Buy	28.10.2024 12:21:15	0.8651	12	04.11.2024 15:03:25	0.86184	\$ -4253.1	
136	Buy	06.11.2024 00:32:08	0.86721	12	06.11.2024 03:45:00	0.87525	\$ 11023.14	tp 0.87517
138	Buy	19.11.2024 13:36:24	0.88107	12	22.11.2024 09:11:49	0.88908	\$ 11011.42	tp 0.88907
140	Buy	26.11.2024 21:29:37	0.88649	12	27.11.2024 08:07:06	0.8832	\$ -4430.16	
142	Buy	02.12.2024 12:53:31	0.88647	12	03.12.2024 13:56:56	0.88314	\$ -4484.82	
144	Sell	04.12.2024 15:16:43	0.88461	12	06.12.2024 13:28:41	0.87661	\$ 10548.22	tp 0.87661
146	Sell	10.12.2024 16:11:11	0.88202	12	11.12.2024 07:45:15	0.88532	\$ -4573.68	
148	Buy	20.12.2024 17:01:18	0.89263	12	24.12.2024 09:46:19	0.90065	\$ 10764.66	tp 0.90065

Report generated by Quant Analyzer